


OPEN -- Overall Stage Results
 Supershooting Level II Second Edition
 Printed septembre 27, 2010 at 20:56



Stage 1 -- Targets ? Pull the String !

	PTS	TIME	HIT FACTOR	STAGE POINTS	STAGE PERCENT	COMPETITOR # Name
1	77	14,87	5,1782	80,0000	100,00	29 Deleu, Carl
2	77	16,42	4,6894	72,4482	90,56	37 Ronsse, Jürgen
3	76	16,48	4,6117	71,2470	89,06	57 Bus, Marcel
4	77	17,00	4,5294	69,9765	87,47	61 Witters, Frank
5	69	15,52	4,4459	68,6859	85,86	28 De Vos, Willy
6	73	16,60	4,3976	67,9399	84,92	63 Maerevoet, Rafael
7	72	17,14	4,2007	64,8981	81,12	104 De Cock, Marc
8	68	16,55	4,1088	63,4777	79,35	32 De Ryck, Jean-Yves
9	71	17,30	4,1040	63,4049	79,26	27 De Meulenaer, Eddy
10	74	18,92	3,9112	60,4256	75,53	24 Tyropoulos, Michail
11	68	18,25	3,7260	57,5647	71,96	42 Zawierta, Jean-Pierre
12	67	19,67	3,4062	52,6236	65,78	4 Strale, Serge
13	56	17,28	3,2407	50,0673	62,58	128 Van de Griek 10, Jan .
14	68	21,31	3,1910	49,2987	61,62	101 Verstappen, Daniel
15	62	20,07	3,0892	47,7259	59,66	15 Misplon, David
16	68	22,16	3,0686	47,4078	59,26	22 Beauvilliers, Anne
17	58	20,40	2,8431	43,9246	54,91	17 Colombrita, Santo
18	67	24,98	2,6821	41,4374	51,80	58 Saudemont, Bart
19	55	21,26	2,5870	39,9677	49,96	39 Russi, Paul Louis
20	77	30,20	2,5497	39,3907	49,24	121 Denis, Philippe
21	51	20,82	2,4496	37,8442	47,31	118 Balliere, Guillaume
22	62	30,42	2,0381	31,4878	39,36	38 Russi, Bernard
23	40	22,79	1,7552	27,1160	33,90	96 Nys, Geert

STANDARD -- Overall Stage Results

Supershooting Level II Second Edition

Printed septembre 27, 2010 at 20:56



Stage 1 -- Targets ? Pull the String !

	PTS	TIME	HIT FACTOR	STAGE POINTS	STAGE PERCENT	COMPETITOR # Name
1	74	18,19	4,0682	80,0000	100,00	65 De Mezel, Guillaume
2	74	18,59	3,9806	78,2786	97,85	14 Margodt, Steve
3	74	18,62	3,9742	78,1525	97,69	68 Kollmann, Paul
4	72	18,88	3,8136	74,9931	93,74	59 Saudemont, Tom
5	59	16,29	3,6219	71,2233	89,03	66 De Mezel, Joël
6	73	20,94	3,4862	68,5547	85,69	74 Cokaiko, Michel
7	69	20,36	3,3890	66,6442	83,31	76 Crespin, Thierry
8	68	20,85	3,2614	64,1348	80,17	97 De Cock, Peter
9	55	18,54	2,9666	58,3370	72,92	10 Callaert, Danny
10	69	23,68	2,9139	57,3005	71,63	54 Maily, Roland
11	60	21,06	2,8490	56,0253	70,03	124 Leroy, Dimitri
12	58	20,56	2,8210	55,4748	69,34	40 Van Damme, Franky
13	78	27,74	2,8118	55,2941	69,12	129 Goegije, Peter .
14	51	18,34	2,7808	54,6842	68,36	48 Giannone, Steve
15	76	27,34	2,7798	54,6646	68,33	34 Duvivier, Cédric
16	61	22,07	2,7639	54,3524	67,94	11 Bernard, Eddy
17	71	26,13	2,7172	53,4330	66,79	70 Sienaert, Patrick
18	73	28,49	2,5623	50,3873	62,98	26 Bachot, Patrick
19	60	23,60	2,5424	49,9954	62,49	116 Leclercq, Fabien
20	68	27,39	2,4827	48,8211	61,03	106 Lievyns, Leopold
21	68	27,94	2,4338	47,8601	59,83	31 Van Eynde, Pierre
22	57	24,62	2,3152	45,5279	56,91	99 Witpas, Eddy
23	61	26,98	2,2609	44,4610	55,58	114 De Meersman, Eddy
24	47	21,26	2,2107	43,4736	54,34	45 Haubourdin, Jean-Claude
25	78	36,16	2,1571	42,4187	53,02	108 Hendrickx, Marc
26	58	27,80	2,0863	41,0274	51,28	82 Majcher, Thierry
27	51	25,25	2,0198	39,7191	49,65	19 Voz, Daniel
28	43	21,90	1,9635	38,6114	48,26	25 Fleurbay, Peter
29	44	23,89	1,8418	36,2183	45,27	12 Tielman, Rocky
30	62	34,33	1,8060	35,5148	44,39	120 Janssen, Gaetan
31	62	41,15	1,5067	29,6287	37,04	111 Schoenmaker, Jeffrey
32	59	43,96	1,3421	26,3928	32,99	46 Roccia, Salvatore
33	30	22,94	1,3078	25,7169	32,15	112 Veraghtert, Sam
34	33	27,79	1,1875	23,3516	29,19	71 Vanderstraeten, Carlos
35	36	31,87	1,1296	22,2132	27,77	36 Lagae, Yari
36	29	28,53	1,0165	19,9888	24,99	127 Constant 10, John .
37	26	26,20	0,9924	19,5148	24,39	9 Bogaert, Patrick
38	25	35,25	0,7092	13,9467	17,43	123 't Felt, Lucien
39	16	27,71	0,5774	11,3547	14,19	3 Larmuseau, Jean-Michel
40	14	27,75	0,5045	9,9210	12,40	75 Cokaiko, Walthère
41	10	19,88	0,5030	9,8918	12,36	30 Vechter, Paul
42	0	28,35	0,0000	0,0000	0,00	122 Monteyne, Patricia
43	0	27,42	0,0000	0,0000	0,00	109 van Driel, Peter
44	0	38,74	0,0000	0,0000	0,00	105 Sierens, Jannicq
45	0	35,36	0,0000	0,0000	0,00	113 Schoenmaker, Hendrik
46	0	26,40	0,0000	0,0000	0,00	47 Goossens, Jaques

PRODUCTION -- Overall Stage Results

Supershooting Level II Second Edition

Printed septembre 27, 2010 at 20:56



Stage 1 -- Targets ? Pull the String !

	PTS	TIME	HIT FACTOR	STAGE POINTS	STAGE PERCENT	COMPETITOR # Name
1	63	19,61	3,2126	80,0000	100,00	87 Warichet, Carl
2	68	21,41	3,1761	79,0896	98,86	1 Cornet, Jean-Luc
3	66	21,30	3,0986	77,1598	96,45	84 Platéus, Raymond
4	70	22,93	3,0528	76,0188	95,02	125 Leroy, Patrick
5	59	19,91	2,9633	73,7917	92,24	72 Albert, Gerard
6	62	22,13	2,8016	69,7649	87,21	126 Brochard 10, Pierre .
7	68	24,32	2,7961	69,6262	87,03	78 Dessart, Luc
8	68	25,37	2,6803	66,7445	83,43	79 Fransis, Grégory
9	62	23,19	2,6736	66,5760	83,22	51 Donot, Marc
10	49	18,75	2,6133	65,0761	81,35	2 Martin, Eric
11	61	23,70	2,5738	64,0927	80,12	102 Nuyts, Tom
12	53	20,60	2,5728	64,0672	80,08	6 Cauchies, Marc
13	66	26,56	2,4849	61,8789	77,35	53 Lambrechts, Alain
14	74	30,03	2,4642	61,3625	76,70	21 Barre, Ludovic
15	55	22,48	2,4466	60,9247	76,16	33 Dullaerts, Erik
16	60	25,17	2,3838	59,3602	74,20	60 Vanreusel, Philippe
17	62	26,81	2,3126	57,5867	71,98	56 Tasset, André
18	68	30,15	2,2554	56,1628	70,20	8 De Rongé, Charles
19	64	30,07	2,1284	52,9997	66,25	89 Weykmans, Thierry
20	53	24,91	2,1277	52,9821	66,23	43 Depoorter, Eric
21	56	27,39	2,0445	50,9123	63,64	55 Neuber, Roger
22	60	30,32	1,9789	49,2775	61,60	85 Plumier, Freddy
23	53	27,33	1,9393	48,2907	60,36	95 Chlusta, Andy
24	42	22,28	1,8851	46,9419	58,68	115 Vanderstraeten, Marc
25	55	31,75	1,7323	43,1366	53,92	69 Mariên, Gerrit
26	60	40,36	1,4866	37,0192	46,27	117 Ballières, Guillaume
27	43	29,80	1,4430	35,9318	44,91	100 Hauwelaert, Danny
28	24	18,36	1,3072	32,5511	40,69	107 Gras, Jérémie
29	30	23,94	1,2531	31,2050	39,01	50 Cauderlier, Christian
30	21	19,27	1,0898	27,1372	33,92	98 Amand, Vincent
31	20	21,52	0,9294	23,1427	28,93	52 Grande, Freddy
32	29	31,94	0,9080	22,6095	28,26	5 Dartois, Jean
33	28	36,40	0,7692	19,1551	23,94	103 Van Outryve, Eveline
34	13	23,64	0,5499	13,6938	17,12	44 Gonzalez, Francisco
35	4	23,55	0,1699	4,2296	5,29	7 Cordier, Nicolas
36	0	33,78	0,0000	0,0000	0,00	81 Libert, Bernard
37	0	47,05	0,0000	0,0000	0,00	92 Boulanger, Jean
38	0	33,24	0,0000	0,0000	0,00	90 Denis, Dominique
39	0	28,24	0,0000	0,0000	0,00	94 Antoine, Jean-Pierre
40	0	3,58	0,0000	0,0000	0,00	13 Bekaert, Lorenz

OPEN -- Overall Stage Results
 Supershoooting Level II Second Edition
 Printed septembre 27, 2010 at 20:56



Stage 2 -- X Stage !

	PTS	TIME	HIT FACTOR	STAGE POINTS	STAGE PERCENT	COMPETITOR # Name
1	147	19,30	7,6166	155,0000	100,00	61 Witters, Frank
2	146	20,54	7,1081	144,6519	93,32	37 Ronsse, Jürgen
3	149	20,98	7,1020	144,5282	93,24	63 Maerevoet, Rafael
4	145	21,18	6,8461	139,3201	89,88	32 De Ryck, Jean-Yves
5	139	20,31	6,8439	139,2761	89,86	29 Deleu, Carl
6	152	22,69	6,6990	136,3267	87,95	57 Bus, Marcel
7	143	22,27	6,4212	130,6735	84,31	28 De Vos, Willy
8	139	22,63	6,1423	124,9977	80,64	24 Tyropoulos, Michail
9	141	23,77	5,9318	120,7151	77,88	17 Colombrita, Santo
10	144	25,25	5,7030	116,0574	74,88	104 De Cock, Marc
11	141	24,81	5,6832	115,6549	74,62	118 Balliere, Guillaume
12	133	24,34	5,4643	111,1995	71,74	128 Van de Griek 10, Jan .
13	137	25,87	5,2957	107,7695	69,53	42 Zawierta, Jean-Pierre
14	137	26,30	5,2091	106,0075	68,39	15 Misplon, David
15	146	30,43	4,7979	97,6388	62,99	39 Russi, Paul Louis
16	140	30,06	4,6574	94,7787	61,15	22 Beauvilliers, Anne
17	142	30,91	4,5940	93,4891	60,32	4 Strale, Serge
18	145	31,72	4,5712	93,0265	60,02	58 Saudemont, Bart
19	149	33,84	4,4031	89,6040	57,81	101 Verstappen, Daniel
20	143	33,07	4,3242	87,9981	56,77	27 De Meulenaer, Eddy
21	146	34,33	4,2528	86,5467	55,84	96 Nys, Geert
22	150	40,16	3,7351	76,0097	49,04	121 Denis, Philippe
23	146	39,56	3,6906	75,1049	48,45	38 Russi, Bernard

STANDARD -- Overall Stage Results

Supershooting Level II Second Edition

Printed septembre 27, 2010 at 20:56



Stage 2 -- X Stage !

	PTS	TIME	HIT FACTOR	STAGE POINTS	STAGE PERCENT	COMPETITOR # Name
1	147	23,03	6,3830	155,0000	100,00	14 Margodt, Steve
2	143	24,12	5,9287	143,9684	92,88	9 Bogaert, Patrick
3	143	24,24	5,8993	143,2556	92,42	65 De Mezel, Guillaume
4	147	25,20	5,8333	141,6528	91,39	74 Cokaiko, Michel
5	133	23,33	5,7008	138,4348	89,31	59 Saudemont, Tom
6	144	25,31	5,6895	138,1588	89,13	76 Crespin, Thierry
7	144	26,13	5,5109	133,8232	86,34	25 Fleurbay, Peter
8	136	25,08	5,4226	131,6800	84,95	114 De Meersman, Eddy
9	137	26,01	5,2672	127,9053	82,52	97 De Cock, Peter
10	142	27,11	5,2379	127,1942	82,06	70 Sienaert, Patrick
11	123	23,55	5,2229	126,8301	81,83	36 Lagae, Yari
12	137	26,32	5,2052	126,3988	81,55	40 Van Damme, Franky
13	143	28,34	5,0459	122,5306	79,05	31 Van Eynde, Pierre
14	121	24,48	4,9428	120,0279	77,44	48 Giannone, Steve
15	146	29,61	4,9308	119,7354	77,25	34 Duvivier, Cédric
16	121	24,59	4,9207	119,4910	77,09	68 Kollmann, Paul
17	139	28,25	4,9204	119,4826	77,09	116 Leclercq, Fabien
18	128	26,23	4,8799	118,5004	76,45	12 Tielman, Rocky
19	143	29,43	4,8590	117,9924	76,12	82 Majcher, Thierry
20	146	30,27	4,8233	117,1248	75,56	99 Witpas, Eddy
21	127	26,37	4,8161	116,9504	75,45	112 Veraghtert, Sam
22	128	27,34	4,6818	113,6893	73,35	127 Constant 10, John .
23	117	26,24	4,4588	108,2755	69,86	30 Vechter, Paul
24	122	27,49	4,4380	107,7689	69,53	10 Callaert, Danny
25	144	33,23	4,3334	105,2302	67,89	54 Maily, Roland
26	148	34,40	4,3023	104,4748	67,40	26 Bachot, Patrick
27	151	35,73	4,2261	102,6248	66,21	108 Hendrickx, Marc
28	143	34,54	4,1401	100,5361	64,86	129 Goegije, Peter .
29	145	35,19	4,1205	100,0592	64,55	46 Roccia, Salvatore
30	127	31,33	4,0536	98,4355	63,51	11 Bernard, Eddy
31	111	27,45	4,0437	98,1949	63,35	71 Vanderstraeten, Carlos
32	113	28,05	4,0285	97,8259	63,11	19 Voz, Daniel
33	124	31,27	3,9655	96,2946	62,13	124 Leroy, Dimitri
34	139	37,50	3,7067	90,0102	58,07	75 Cokaiko, Walthère
35	135	36,83	3,6655	89,0103	57,43	45 Haubourdin, Jean-Claude
36	135	37,46	3,6038	87,5134	56,46	3 Larmuseau, Jean-Michel
37	122	35,78	3,4097	82,7995	53,42	47 Goossens, Jaques
38	143	42,14	3,3935	82,4043	53,16	120 Janssen, Gaetan
39	107	37,03	2,8895	70,1679	45,27	109 van Driel, Peter
40	135	47,35	2,8511	69,2344	44,67	111 Schoenmaker, Jeffrey
41	116	41,95	2,7652	67,1482	43,32	66 De Mezel, Joël
42	101	38,73	2,6078	63,3260	40,86	106 Lievyns, Leopold
43	118	55,73	2,1174	51,4164	33,17	113 Schoenmaker, Hendrik
44	115	58,28	1,9732	47,9167	30,91	105 Sierens, Jannicq
45	111	57,55	1,9288	46,8367	30,22	123 't Felt, Lucien
46	84	52,15	1,6107	39,1141	25,23	122 Monteyne, Patricia

PRODUCTION -- Overall Stage Results

Supershooting Level II Second Edition

Printed septembre 27, 2010 at 20:56



Stage 2 -- X Stage !

	PTS	TIME	HIT FACTOR	STAGE POINTS	STAGE PERCENT	COMPETITOR # Name
1	149	23,46	6,3512	155,0000	100,00	51 Donot, Marc
2	141	26,61	5,2988	129,3146	83,43	2 Martin, Eric
3	139	27,08	5,1329	125,2678	80,82	100 Hauwelaert, Danny
4	135	26,54	5,0867	124,1384	80,09	72 Albert, Gerard
5	147	29,40	5,0000	122,0235	78,72	56 Tasset, André
6	141	28,61	4,9283	120,2748	77,60	43 Depoorter, Eric
7	137	27,85	4,9192	120,0518	77,45	33 Dullaerts, Erik
8	143	29,23	4,8922	119,3935	77,03	60 Vanreusel, Philippe
9	137	28,08	4,8789	119,0685	76,82	126 Brochard 10, Pierre .
10	145	29,95	4,8414	118,1530	76,23	84 Platéus, Raymond
11	141	29,14	4,8387	118,0872	76,19	117 Ballières, Guillaumus
12	147	31,04	4,7358	115,5764	74,57	21 Barre, Ludovic
13	130	27,51	4,7256	115,3257	74,40	69 Mariën, Gerrit
14	135	29,23	4,6185	112,7141	72,72	98 Amand, Vincent
15	135	30,23	4,4658	108,9856	70,31	79 Fransis, Grégory
16	141	31,72	4,4451	108,4824	69,99	87 Warichet, Carl
17	131	29,85	4,3886	107,1027	69,10	102 Nuyts, Tom
18	115	26,45	4,3478	106,1074	68,46	115 Vanderstraeten, Marc
19	135	31,63	4,2681	104,1617	67,20	5 Dartois, Jean
20	141	33,09	4,2611	103,9910	67,09	53 Lambrechts, Alain
21	133	31,47	4,2262	103,1403	66,54	107 Gras, Jérémie
22	143	33,86	4,2233	103,0677	66,50	50 Cauderlier, Christian
23	135	32,57	4,1449	101,1555	65,26	1 Cornet, Jean-Luc
24	111	26,82	4,1387	101,0038	65,16	13 Bekaert, Lorenz
25	133	32,44	4,0999	100,0563	64,55	52 Grande, Freddy
26	149	36,46	4,0867	99,7339	64,34	78 Dessart, Luc
27	124	30,58	4,0549	98,9595	63,84	85 Plumier, Freddy
28	122	31,16	3,9153	95,5511	61,65	89 Weykmans, Thierry
29	126	32,56	3,8698	94,4408	60,93	7 Cordier, Nicolas
30	135	35,21	3,8341	93,5710	60,37	94 Antoine, Jean-Pierre
31	126	32,90	3,8298	93,4648	60,30	95 Chlusta, Andy
32	133	34,80	3,8218	93,2708	60,17	125 Leroy, Patrick
33	147	39,94	3,6805	89,8220	57,95	8 De Rongé, Charles
34	143	39,98	3,5768	87,2904	56,32	103 Van Outryve, Eveline
35	94	29,92	3,1417	76,6725	49,47	6 Cauchies, Marc
36	145	51,34	2,8243	68,9264	44,47	81 Libert, Bernard
37	107	42,39	2,5242	61,6019	39,74	55 Neuber, Roger
38	115	54,18	2,1226	51,8003	33,42	92 Boulanger, Jean
39	107	62,96	1,6995	41,4756	26,76	90 Denis, Dominique
40	44	41,31	1,0651	25,9939	16,77	44 Gonzalez, Francisco

OPEN -- Overall Stage Results
 Supershoooting Level II Second Edition
 Printed septembre 27, 2010 at 20:56



Stage 3 -- Small is Beautiful

	PTS	TIME	HIT FACTOR	STAGE POINTS	STAGE PERCENT	COMPETITOR # Name
1	44	4,23	10,4019	45,0000	100,00	37 Ronsse, Jürgen
2	38	3,90	9,7436	42,1521	93,67	61 Witters, Frank
3	40	4,33	9,2379	39,9643	88,81	57 Bus, Marcel
4	42	4,67	8,9936	38,9074	86,46	63 Maerevoet, Rafael
5	42	5,00	8,4000	36,3395	80,75	27 De Meulenaer, Eddy
6	36	4,29	8,3916	36,3032	80,67	29 Deleu, Carl
7	39	4,70	8,2979	35,8977	79,77	32 De Ryck, Jean-Yves
8	42	5,16	8,1395	35,2127	78,25	24 Tyropoulos, Michail
9	41	5,20	7,8846	34,1099	75,80	17 Colombrita, Santo
10	35	4,87	7,1869	31,0913	69,09	28 De Vos, Willy
11	41	5,73	7,1553	30,9549	68,79	101 Verstappen, Daniel
12	37	5,33	6,9418	30,0313	66,74	118 Balliere, Guillaume
13	35	5,41	6,4695	27,9879	62,20	15 Misplon, David
14	37	5,74	6,4460	27,8862	61,97	42 Zawierta, Jean-Pierre
15	37	6,34	5,8360	25,2472	56,10	58 Saudemont, Bart
16	41	8,07	5,0805	21,9791	48,84	22 Beauvilliers, Anne
17	31	6,23	4,9759	21,5265	47,84	4 Strale, Serge
18	40	8,23	4,8603	21,0262	46,72	38 Russi, Bernard
19	32	6,86	4,6647	20,1802	44,84	96 Nys, Geert
20	25	5,68	4,4014	19,0411	42,31	128 Van de Griek 10, Jan .
21	44	10,17	4,3265	18,7168	41,59	121 Denis, Philippe
22	21	5,05	4,1584	17,9899	39,98	39 Russi, Paul Louis
23	37	15,79	2,3433	10,1372	22,53	104 De Cock, Marc

STANDARD -- Overall Stage Results

Supershooting Level II Second Edition

Printed septembre 27, 2010 at 20:56



Stage 3 -- Small is Beautiful

	PTS	TIME	HIT FACTOR	STAGE POINTS	STAGE PERCENT	COMPETITOR # Name
1	37	4,42	8,3710	45,0000	100,00	59 Saudemont, Tom
2	41	5,77	7,1057	38,1980	84,88	97 De Cock, Peter
3	41	5,87	6,9847	37,5473	83,44	127 Constant 10, John .
4	43	6,35	6,7717	36,4022	80,89	9 Bogaert, Patrick
5	33	4,91	6,7210	36,1298	80,29	48 Giannone, Steve
6	38	5,85	6,4957	34,9189	77,60	30 Vechter, Paul
7	43	6,67	6,4468	34,6558	77,01	14 Margodt, Steve
8	39	6,08	6,4145	34,4821	76,63	40 Van Damme, Franky
9	39	6,12	6,3725	34,2568	76,13	68 Kollmann, Paul
10	44	6,91	6,3676	34,2301	76,07	76 Crespin, Thierry
11	36	5,71	6,3047	33,8922	75,32	65 De Mezel, Guillaume
12	37	5,95	6,2185	33,4286	74,29	12 Tielman, Rocky
13	33	5,36	6,1567	33,0965	73,55	111 Schoenmaker, Jeffrey
14	42	6,86	6,1224	32,9123	73,14	99 Witpas, Eddy
15	40	6,55	6,1069	32,8286	72,95	54 Mailly, Roland
16	40	6,61	6,0514	32,5306	72,29	11 Bernard, Eddy
17	27	4,49	6,0134	32,3259	71,84	66 De Mezel, Joël
18	42	7,00	6,0000	32,2541	71,68	46 Roccia, Salvatore
19	44	7,37	5,9701	32,0936	71,32	31 Van Eynde, Pierre
20	40	6,72	5,9524	31,9981	71,11	34 Duvivier, Cédric
21	39	6,81	5,7269	30,7858	68,41	114 De Meersman, Eddy
22	33	5,91	5,5838	30,0165	66,70	116 Leclercq, Fabien
23	29	5,49	5,2823	28,3961	63,10	112 Veraghtert, Sam
24	37	7,09	5,2186	28,0536	62,34	26 Bachot, Patrick
25	37	8,46	4,3735	23,5106	52,25	3 Larmuseau, Jean-Michel
26	26	6,03	4,3118	23,1787	51,51	25 Fleurbay, Peter
27	33	8,04	4,1045	22,0643	49,03	129 Goegije, Peter .
28	36	9,59	3,7539	20,1798	44,84	75 Cokaiko, Walthère
29	45	12,16	3,7007	19,8935	44,21	74 Cokaiko, Michel
30	31	8,47	3,6600	19,6748	43,72	71 Vanderstraeten, Carlos
31	19	5,27	3,6053	19,3810	43,07	19 Voz, Daniel
32	29	8,96	3,2366	17,3990	38,66	109 van Driel, Peter
33	23	7,79	2,9525	15,8717	35,27	10 Callaert, Danny
34	18	6,34	2,8391	15,2622	33,92	45 Haubourdin, Jean-Claude
35	35	13,72	2,5510	13,7135	30,47	123 't Felt, Lucien
36	29	12,26	2,3654	12,7157	28,26	108 Hendrickx, Marc
37	12	5,08	2,3622	12,6984	28,22	70 Sienaert, Patrick
38	35	16,00	2,1875	11,7593	26,13	120 Janssen, Gaetan
39	14	6,55	2,1374	11,4900	25,53	124 Leroy, Dimitri
40	19	9,67	1,9648	10,5623	23,47	106 Lievyns, Leopold
41	18	14,66	1,2278	6,6004	14,67	82 Majcher, Thierry
42	3	12,11	0,2477	1,3317	2,96	122 Monteyne, Patricia
43	1	11,67	0,0857	0,4606	1,02	105 Sierens, Jannicq
44	0	12,66	0,0000	0,0000	0,00	113 Schoenmaker, Hendrik
45	0	5,88	0,0000	0,0000	0,00	47 Goossens, Jaques
46	0	5,55	0,0000	0,0000	0,00	36 Lagae, Yari

PRODUCTION -- Overall Stage Results

Supershooting Level II Second Edition

Printed septembre 27, 2010 at 20:56



Stage 3 -- Small is Beautiful

	PTS	TIME	HIT FACTOR	STAGE POINTS	STAGE PERCENT	COMPETITOR # Name
1	41	5,52	7,4275	45,0000	100,00	51 Donot, Marc
2	35	5,38	6,5056	39,4143	87,59	43 Depoorter, Eric
3	41	6,39	6,4163	38,8732	86,38	85 Plumier, Freddy
4	37	5,86	6,3140	38,2536	85,01	2 Martin, Eric
5	41	6,58	6,2310	37,7508	83,89	102 Nuyts, Tom
6	35	5,88	5,9524	36,0627	80,14	6 Cauchies, Marc
7	39	6,56	5,9451	36,0187	80,04	84 Platéus, Raymond
8	37	6,25	5,9200	35,8665	79,70	33 Dullaerts, Erik
9	37	6,51	5,6836	34,4341	76,52	1 Cornet, Jean-Luc
10	35	6,22	5,6270	34,0914	75,76	117 Ballières, Guillaumus
11	41	7,43	5,5182	33,4320	74,29	87 Warichet, Carl
12	37	6,83	5,4173	32,8208	72,94	98 Amand, Vincent
13	37	6,84	5,4094	32,7728	72,83	52 Grande, Freddy
14	39	7,37	5,2917	32,0601	71,24	72 Albert, Gerard
15	41	8,15	5,0307	30,4785	67,73	78 Dessart, Luc
16	33	6,60	5,0000	30,2927	67,32	5 Dartois, Jean
17	37	7,68	4,8177	29,1883	64,86	56 Tasset, André
18	41	8,66	4,7344	28,6836	63,74	95 Chlusta, Andy
19	41	8,71	4,7072	28,5189	63,38	50 Cauderlier, Christian
20	29	6,44	4,5031	27,2822	60,63	60 Vanreusel, Philippe
21	29	6,58	4,4073	26,7018	59,34	126 Brochard 10, Pierre .
22	41	9,32	4,3991	26,6524	59,23	13 Bekaert, Lorenz
23	37	8,64	4,2824	25,9451	57,66	8 De Rongé, Charles
24	33	7,74	4,2636	25,8310	57,40	79 Fransis, Grégory
25	39	9,24	4,2208	25,5717	56,83	69 Mariën, Gerrit
26	27	7,42	3,6388	22,0459	48,99	94 Antoine, Jean-Pierre
27	43	11,86	3,6256	21,9660	48,81	21 Barre, Ludovic
28	29	8,23	3,5237	21,3484	47,44	53 Lambrechts, Alain
29	31	8,86	3,4989	21,1980	47,11	55 Neuber, Roger
30	26	7,74	3,3592	20,3517	45,23	7 Cordier, Nicolas
31	27	8,62	3,1323	18,9769	42,17	103 Van Outryve, Eveline
32	16	5,31	3,0132	18,2555	40,57	115 Vanderstraeten, Marc
33	18	6,50	2,7692	16,7775	37,28	107 Gras, Jérémie
34	16	6,13	2,6101	15,8135	35,14	100 Hauwelaert, Danny
35	12	5,44	2,2059	13,3644	29,70	125 Leroy, Patrick
36	23	11,46	2,0070	12,1594	27,02	44 Gonzalez, Francisco
37	14	12,08	1,1589	7,0215	15,60	81 Libert, Bernard
38	7	6,64	1,0542	6,3870	14,19	89 Weykmans, Thierry
39	31	33,79	0,9174	5,5583	12,35	92 Boulanger, Jean
40	0	10,48	0,0000	0,0000	0,00	90 Denis, Dominique



Stage 4 -- Where do I go ?

	PTS	TIME	HIT FACTOR	STAGE POINTS	STAGE PERCENT	COMPETITOR # Name
1	144	18,46	7,8007	155,0000	100,00	61 Witters, Frank
2	140	19,04	7,3529	146,1040	94,26	24 Tyropoulos, Michail
3	143	20,02	7,1429	141,9296	91,57	37 Ronsse, Jürgen
4	140	19,62	7,1356	141,7849	91,47	28 De Vos, Willy
5	136	19,63	6,9282	137,6637	88,82	29 Deleu, Carl
6	133	19,56	6,7996	135,1088	87,17	63 Maerevoet, Rafael
7	142	21,23	6,6886	132,9044	85,74	27 De Meulenaer, Eddy
8	142	21,55	6,5893	130,9308	84,47	32 De Ryck, Jean-Yves
9	134	21,75	6,1609	122,4183	78,98	57 Bus, Marcel
10	129	21,86	5,9012	117,2575	75,65	17 Colombrita, Santo
11	139	27,94	4,9749	98,8529	63,78	39 Russi, Paul Louis
12	115	23,47	4,8999	97,3611	62,81	128 Van de Griek 10, Jan .
13	132	27,68	4,7688	94,7564	61,13	96 Nys, Geert
14	133	28,06	4,7398	94,1814	60,76	101 Verstappen, Daniel
15	117	25,40	4,6063	91,5278	59,05	15 Misplon, David
16	115	25,12	4,5780	90,9660	58,69	42 Zawierta, Jean-Pierre
17	133	29,56	4,4993	89,4022	57,68	58 Saudemont, Bart
18	135	30,04	4,4940	89,2966	57,61	4 Strale, Serge
19	115	28,57	4,0252	79,9813	51,60	118 Balliere, Guillaume
20	134	34,85	3,8451	76,4017	49,29	104 De Cock, Marc
21	132	35,50	3,7183	73,8833	47,67	38 Russi, Bernard
22	127	36,23	3,5054	69,6524	44,94	22 Beauvilliers, Anne
23	147	42,36	3,4703	68,9544	44,49	121 Denis, Philippe

STANDARD -- Overall Stage Results

Supershooting Level II Second Edition

Printed septembre 27, 2010 at 20:56



Stage 4 -- Where do I go ?

	PTS	TIME	HIT FACTOR	STAGE POINTS	STAGE PERCENT	COMPETITOR # Name
1	146	19,35	7,5452	155,0000	100,00	59 Saudemont, Tom
2	142	20,77	6,8368	140,4467	90,61	66 De Mezel, Joël
3	143	20,96	6,8225	140,1537	90,42	97 De Cock, Peter
4	139	22,42	6,1998	127,3617	82,17	65 De Mezel, Guillaume
5	137	22,14	6,1879	127,1167	82,01	30 Vechter, Paul
6	129	20,98	6,1487	126,3118	81,49	68 Kollmann, Paul
7	141	23,00	6,1304	125,9364	81,25	127 Constant 10, John .
8	139	22,70	6,1233	125,7908	81,16	25 Fleurbay, Peter
9	137	22,40	6,1161	125,6413	81,06	76 Crespin, Thierry
10	135	22,29	6,0565	124,4181	80,27	9 Bogaert, Patrick
11	133	22,36	5,9481	122,1911	78,83	40 Van Damme, Franky
12	135	22,90	5,8952	121,1039	78,13	14 Margodt, Steve
13	145	25,00	5,8000	119,1483	76,87	74 Cokaiko, Michel
14	146	25,52	5,7210	117,5255	75,82	34 Duvivier, Cédric
15	133	23,29	5,7106	117,3119	75,69	71 Vanderstraeten, Carlos
16	140	25,05	5,5888	114,8101	74,07	26 Bachot, Patrick
17	150	26,89	5,5783	114,5936	73,93	45 Haubourdin, Jean-Claude
18	146	26,25	5,5619	114,2572	73,71	112 Veraghtert, Sam
19	138	25,25	5,4653	112,2736	72,43	31 Van Eynde, Pierre
20	137	26,04	5,2611	108,0785	69,73	70 Sienaert, Patrick
21	147	28,02	5,2463	107,7728	69,53	19 Voz, Daniel
22	135	25,99	5,1943	106,7056	68,84	12 Tielman, Rocky
23	132	26,44	4,9924	102,5587	66,17	11 Bernard, Eddy
24	128	26,29	4,8688	100,0182	64,53	10 Callaert, Danny
25	124	26,03	4,7637	97,8605	63,14	46 Roccia, Salvatore
26	139	29,22	4,7570	97,7225	63,05	54 Mailly, Roland
27	153	32,67	4,6832	96,2060	62,07	108 Hendrickx, Marc
28	138	29,69	4,6480	95,4836	61,60	99 Witpas, Eddy
29	108	23,27	4,6412	95,3426	61,51	36 Lagae, Yari
30	129	28,40	4,5423	93,3106	60,20	129 Goegije, Peter .
31	127	29,59	4,2920	88,1695	56,88	111 Schoenmaker, Jeffrey
32	135	32,00	4,2188	86,6650	55,91	75 Cokaiko, Walthère
33	115	27,29	4,2140	86,5674	55,85	116 Leclercq, Fabien
34	113	27,42	4,1211	84,6585	54,62	48 Giannone, Steve
35	115	29,06	3,9573	81,2947	52,45	3 Larmuseau, Jean-Michel
36	135	34,30	3,9359	80,8536	52,16	124 Leroy, Dimitri
37	105	27,03	3,8846	79,8000	51,48	82 Majcher, Thierry
38	125	32,40	3,8580	79,2547	51,13	109 van Driel, Peter
39	131	37,87	3,4592	71,0617	45,85	106 Lievyns, Leopold
40	133	40,82	3,2582	66,9327	43,18	114 De Meersman, Eddy
41	141	45,40	3,1057	63,8004	41,16	120 Janssen, Gaetan
42	68	26,54	2,5622	52,6342	33,96	47 Goossens, Jaques
43	133	56,14	2,3691	48,6675	31,40	113 Schoenmaker, Hendrik
44	98	77,69	1,2614	25,9132	16,72	105 Sierens, Jannicq
45	71	57,61	1,2324	25,3175	16,33	123 't Felt, Lucien
46	21	56,39	0,3724	7,6503	4,94	122 Monteyne, Patricia

PRODUCTION -- Overall Stage Results

Supershooting Level II Second Edition


Printed septembre 27, 2010 at 20:56



Stage 4 -- Where do I go ?

	PTS	TIME	HIT FACTOR	STAGE POINTS	STAGE PERCENT	COMPETITOR # Name
1	137	21,63	6,3338	155,0000	100,00	72 Albert, Gerard
2	143	22,90	6,2445	152,8158	98,59	51 Donot, Marc
3	133	21,97	6,0537	148,1458	95,58	115 Vanderstraeten, Marc
4	133	22,29	5,9668	146,0190	94,21	60 Vanreusel, Philippe
5	147	25,20	5,8333	142,7527	92,10	126 Brochard 10, Pierre .
6	143	25,30	5,6522	138,3194	89,24	6 Cauchies, Marc
7	151	27,03	5,5864	136,7095	88,20	33 Dullaerts, Erik
8	135	24,25	5,5670	136,2353	87,89	98 Amand, Vincent
9	141	25,40	5,5512	135,8479	87,64	84 Platéus, Raymond
10	145	26,63	5,4450	133,2492	85,97	2 Martin, Eric
11	129	24,59	5,2460	128,3804	82,83	107 Gras, Jérémie
12	139	27,25	5,1009	124,8291	80,53	89 Weykmans, Thierry
13	125	24,81	5,0383	123,2965	79,55	43 Depoorter, Eric
14	123	25,01	4,9180	120,3536	77,65	13 Bekaert, Lorenz
15	129	26,51	4,8661	119,0824	76,83	5 Dartois, Jean
16	139	28,66	4,8500	118,6879	76,57	79 Fransis, Grégory
17	149	31,02	4,8034	117,5472	75,84	21 Barre, Ludovic
18	149	31,74	4,6944	114,8807	74,12	56 Tasset, André
19	121	25,80	4,6899	114,7713	74,05	100 Hauwelaert, Danny
20	129	27,59	4,6756	114,4210	73,82	87 Warichet, Carl
21	141	30,92	4,5602	111,5957	72,00	78 Dessart, Luc
22	131	29,22	4,4832	109,7132	70,78	117 Ballières, Guillaumus
23	137	30,84	4,4423	108,7111	70,14	50 Cauderlier, Christian
24	112	25,44	4,4025	107,7379	69,51	102 Nuyts, Tom
25	135	31,22	4,3242	105,8202	68,27	69 Mariën, Gerrit
26	125	29,16	4,2867	104,9035	67,68	52 Grande, Freddy
27	117	27,51	4,2530	104,0790	67,15	85 Plumier, Freddy
28	141	33,62	4,1939	102,6335	66,22	44 Gonzalez, Francisco
29	104	25,05	4,1517	101,5999	65,55	1 Cornet, Jean-Luc
30	135	33,44	4,0371	98,7950	63,74	53 Lambrechts, Alain
31	128	32,90	3,8906	95,2098	61,43	7 Cordier, Nicolas
32	125	34,35	3,6390	89,0535	57,45	8 De Rongé, Charles
33	108	30,12	3,5857	87,7478	56,61	94 Antoine, Jean-Pierre
34	97	27,60	3,5145	86,0063	55,49	125 Leroy, Patrick
35	112	36,73	3,0493	74,6216	48,14	95 Chlusta, Andy
36	129	42,96	3,0028	73,4841	47,41	103 Van Outryve, Eveline
37	99	35,62	2,7793	68,0157	43,88	55 Neuber, Roger
38	122	47,71	2,5571	62,5775	40,37	81 Libert, Bernard
39	141	62,28	2,2640	55,4036	35,74	90 Denis, Dominique
40	25	44,40	0,5631	13,7792	8,89	92 Boulanger, Jean

OPEN -- Overall Stage Results
 Supershoooting Level II Second Edition
 Printed septembre 27, 2010 at 20:56



Stage 5 -- Windows !

	PTS	TIME	HIT FACTOR	STAGE POINTS	STAGE PERCENT	COMPETITOR # Name
1	53	6,20	8,5484	60,0000	100,00	61 Witters, Frank
2	51	6,07	8,4020	58,9724	98,29	63 Maerevoet, Rafael
3	49	6,22	7,8778	55,2933	92,16	28 De Vos, Willy
4	53	6,87	7,7147	54,1485	90,25	29 Deleu, Carl
5	53	6,88	7,7035	54,0698	90,12	57 Bus, Marcel
6	56	7,41	7,5574	53,0441	88,41	37 Ronse, Jürgen
7	55	7,47	7,3628	51,6784	86,13	32 De Ryck, Jean-Yves
8	53	7,69	6,8921	48,3745	80,62	24 Tyropoulos, Michail
9	49	7,20	6,8056	47,7673	79,61	27 De Meulenaer, Eddy
10	49	8,15	6,0123	42,1993	70,33	42 Zawierta, Jean-Pierre
11	53	8,89	5,9618	41,8448	69,74	22 Beauvilliers, Anne
12	50	9,00	5,5556	38,9937	64,99	128 Van de Griek 10, Jan .
13	44	8,32	5,2885	37,1190	61,87	101 Verstappen, Daniel
14	53	10,27	5,1607	36,2220	60,37	17 Colombrita, Santo
15	48	9,57	5,0157	35,2043	58,67	39 Russi, Paul Louis
16	48	10,22	4,6967	32,9653	54,94	15 Misplon, David
17	42	9,63	4,3614	30,6119	51,02	118 Balliere, Guillaume
18	47	11,27	4,1704	29,2712	48,79	96 Nys, Geert
19	52	13,16	3,9514	27,7341	46,22	58 Saudemont, Bart
20	52	13,22	3,9334	27,6083	46,01	38 Russi, Bernard
21	58	15,53	3,7347	26,2134	43,69	121 Denis, Philippe
22	50	16,50	3,0303	21,2693	35,45	104 De Cock, Marc
23	19	8,32	2,2837	16,0287	26,71	4 Strale, Serge

STANDARD -- Overall Stage Results

Supershooting Level II Second Edition

Printed septembre 27, 2010 at 20:56



Stage 5 -- Windows !

	PTS	TIME	HIT FACTOR	STAGE POINTS	STAGE PERCENT	COMPETITOR # Name
1	51	7,13	7,1529	60,0000	100,00	59 Saudemont, Tom
2	54	8,07	6,6914	56,1295	93,55	68 Kollmann, Paul
3	50	8,00	6,2500	52,4265	87,38	97 De Cock, Peter
4	49	8,21	5,9683	50,0638	83,44	65 De Mezel, Guillaume
5	49	8,23	5,9538	49,9421	83,24	9 Bogaert, Patrick
6	56	9,50	5,8947	49,4464	82,41	74 Cokaiko, Michel
7	48	8,47	5,6671	47,5366	79,23	14 Margodt, Steve
8	46	8,14	5,6511	47,4028	79,00	12 Tielman, Rocky
9	47	8,41	5,5886	46,8784	78,13	25 Fleurbay, Peter
10	38	7,01	5,4208	45,4712	75,79	66 De Mezel, Joël
11	46	8,68	5,2995	44,4538	74,09	11 Bernard, Eddy
12	51	9,88	5,1619	43,2996	72,17	76 Crespin, Thierry
13	56	10,87	5,1518	43,2145	72,02	34 Duvivier, Cédric
14	46	9,10	5,0549	42,4021	70,67	116 Leclercq, Fabien
15	40	8,20	4,8780	40,9182	68,20	47 Goossens, Jaques
16	43	8,88	4,8423	40,6187	67,70	127 Constant 10, John .
17	51	10,61	4,8068	40,3205	67,20	46 Roccia, Salvatore
18	54	11,28	4,7872	40,1564	66,93	26 Bachot, Patrick
19	59	12,63	4,6714	39,1849	65,31	45 Haubourdin, Jean-Claude
20	52	12,83	4,0530	33,9975	56,66	82 Majcher, Thierry
21	38	9,80	3,8776	32,5258	54,21	31 Van Eynde, Pierre
22	49	12,65	3,8735	32,4920	54,15	30 Vechter, Paul
23	49	12,76	3,8401	32,2119	53,69	106 Lievyns, Leopold
24	32	8,68	3,6866	30,9244	51,54	114 De Meersman, Eddy
25	27	7,56	3,5714	29,9580	49,93	48 Giannone, Steve
26	35	10,05	3,4826	29,2128	48,69	111 Schoenmaker, Jeffrey
27	35	10,14	3,4517	28,9535	48,26	19 Voz, Daniel
28	33	9,63	3,4268	28,7447	47,91	40 Van Damme, Franky
29	38	11,41	3,3304	27,9363	46,56	3 Larmuseau, Jean-Michel
30	37	11,86	3,1197	26,1690	43,62	109 van Driel, Peter
31	28	9,12	3,0702	25,7534	42,92	112 Veraghtert, Sam
32	34	11,18	3,0411	25,5098	42,52	70 Sienaert, Patrick
33	40	14,70	2,7211	22,8251	38,04	113 Schoenmaker, Hendrik
34	23	8,58	2,6807	22,4859	37,48	54 Maily, Roland
35	58	23,57	2,4608	20,6414	34,40	108 Hendrickx, Marc
36	33	13,79	2,3930	20,0734	33,46	75 Cokaiko, Walthère
37	46	19,27	2,3871	20,0238	33,37	129 Goegije, Peter .
38	14	5,94	2,3569	19,7703	32,95	10 Callaert, Danny
39	44	18,93	2,3244	19,4972	32,50	120 Janssen, Gaetan
40	23	11,21	2,0517	17,2105	28,68	71 Vanderstraeten, Carlos
41	17	8,50	2,0000	16,7765	27,96	99 Witpas, Eddy
42	21	15,11	1,3898	11,6580	19,43	36 Lagae, Yari
43	25	18,08	1,3827	11,5988	19,33	123 't Felt, Lucien
44	38	47,42	0,8013	6,7219	11,20	122 Monteyne, Patricia
45	8	12,31	0,6499	5,4513	9,09	124 Leroy, Dimitri
46	0	16,54	0,0000	0,0000	0,00	105 Sierens, Jannicq

PRODUCTION -- Overall Stage Results


Supershooting Level II Second Edition

Printed septembre 27, 2010 at 20:56



Stage 5 -- Windows !

	PTS	TIME	HIT FACTOR	STAGE POINTS	STAGE PERCENT	COMPETITOR # Name
1	46	7,41	6,2078	60,0000	100,00	51 Donot, Marc
2	46	7,46	6,1662	59,5979	99,33	43 Depoorter, Eric
3	54	9,04	5,9735	57,7347	96,22	84 Platéus, Raymond
4	52	8,72	5,9633	57,6366	96,06	72 Albert, Gerard
5	48	8,57	5,6009	54,1342	90,22	117 Ballières, Guillaumus
6	48	9,22	5,2061	50,3178	83,86	33 Dullaerts, Erik
7	54	10,80	5,0000	48,3261	80,54	56 Tasset, André
8	48	9,89	4,8534	46,9090	78,18	2 Martin, Eric
9	42	8,85	4,7458	45,8688	76,45	13 Bekaert, Lorenz
10	42	8,87	4,7351	45,7654	76,28	100 Hauwelaert, Danny
11	42	8,92	4,7085	45,5089	75,85	1 Cornet, Jean-Luc
12	46	9,78	4,7035	45,4601	75,77	7 Cordier, Nicolas
13	54	11,49	4,6997	45,4240	75,71	87 Warichet, Carl
14	38	8,23	4,6173	44,6268	74,38	115 Vanderstraeten, Marc
15	42	9,12	4,6053	44,5109	74,18	60 Vanreusel, Philippe
16	44	10,00	4,4000	42,5270	70,88	107 Gras, Jérémie
17	44	10,54	4,1746	40,3482	67,25	98 Amand, Vincent
18	46	11,07	4,1554	40,1626	66,94	50 Cauderlier, Christian
19	48	11,74	4,0886	39,5171	65,86	79 Fransis, Grégory
20	52	12,81	4,0593	39,2343	65,39	89 Weykmans, Thierry
21	48	12,17	3,9441	38,1208	63,53	94 Antoine, Jean-Pierre
22	31	8,06	3,8462	37,1739	61,96	52 Grande, Freddy
23	42	11,05	3,8009	36,7366	61,23	5 Dartois, Jean
24	56	14,74	3,7992	36,7200	61,20	21 Barre, Ludovic
25	42	11,88	3,5354	34,1700	56,95	85 Plumier, Freddy
26	37	10,51	3,5205	34,0260	56,71	126 Brochard 10, Pierre .
27	50	15,31	3,2658	31,5650	52,61	78 Dessart, Luc
28	35	11,41	3,0675	29,6479	49,41	95 Chlusta, Andy
29	25	8,26	3,0266	29,2531	48,76	125 Leroy, Patrick
30	31	10,28	3,0156	29,1461	48,58	6 Cauchies, Marc
31	42	14,25	2,9474	28,4870	47,48	8 De Rongé, Charles
32	29	10,22	2,8376	27,4258	45,71	102 Nuyts, Tom
33	25	12,17	2,0542	19,8546	33,09	53 Lambrechts, Alain
34	27	18,00	1,5000	14,4978	24,16	92 Boulanger, Jean
35	18	12,14	1,4827	14,3306	23,88	103 Van Outryve, Eveline
36	14	10,30	1,3592	13,1372	21,90	69 Mariën, Gerrit
37	16	21,33	0,7501	7,2500	12,08	81 Libert, Bernard
38	8	11,34	0,7055	6,8185	11,36	55 Neuber, Roger
39	1	12,36	0,0809	0,7820	1,30	44 Gonzalez, Francisco
40	0	16,61	0,0000	0,0000	0,00	90 Denis, Dominique



Stage 6 -- The Long and Winding Road

	PTS	TIME	HIT FACTOR	STAGE POINTS	STAGE PERCENT	COMPETITOR # Name
1	153	26,87	5,6941	160,0000	100,00	61 Witters, Frank
2	147	27,73	5,3011	148,9579	93,10	28 De Vos, Willy
3	142	28,85	4,9220	138,3053	86,44	57 Bus, Marcel
4	145	30,66	4,7293	132,8899	83,06	63 Maerevoet, Rafael
5	129	27,66	4,6638	131,0490	81,91	37 Ronsse, Jürgen
6	130	29,00	4,4828	125,9626	78,73	27 De Meulenaer, Eddy
7	144	32,40	4,4444	124,8860	78,05	17 Colombrita, Santo
8	118	27,00	4,3704	122,8046	76,75	24 Tyropoulos, Michail
9	121	29,74	4,0686	114,3248	71,45	32 De Ryck, Jean-Yves
10	116	31,18	3,7203	104,5389	65,34	128 Van de Griek 10, Jan .
11	138	37,78	3,6527	102,6392	64,15	39 Russi, Paul Louis
12	141	38,82	3,6321	102,0610	63,79	96 Nys, Geert
13	137	38,64	3,5455	99,6276	62,27	22 Beauvilliers, Anne
14	143	40,48	3,5326	99,2640	62,04	104 De Cock, Marc
15	107	30,49	3,5093	98,6104	61,63	29 Deleu, Carl
16	135	40,23	3,3557	94,2931	58,93	42 Zawiert, Jean-Pierre
17	123	37,03	3,3216	93,3357	58,33	118 Balliere, Guillaume
18	124	40,64	3,0512	85,7362	53,59	15 Misplon, David
19	130	44,24	2,9385	82,5704	51,61	58 Saudemont, Bart
20	98	39,97	2,4518	68,8951	43,06	101 Verstappen, Daniel
21	101	42,10	2,3990	67,4117	42,13	4 Strale, Serge
22	92	54,69	1,6822	47,2690	29,54	121 Denis, Philippe
23	105	64,42	1,6299	45,7999	28,62	38 Russi, Bernard

STANDARD -- Overall Stage Results

Supershooting Level II Second Edition

Printed septembre 27, 2010 at 20:56



Stage 6 -- The Long and Winding Road

	PTS	TIME	HIT FACTOR	STAGE POINTS	STAGE PERCENT	COMPETITOR # Name
1	138	28,86	4,7817	160,0000	100,00	68 Kollmann, Paul
2	138	31,97	4,3165	144,4354	90,27	97 De Cock, Peter
3	131	30,46	4,3007	143,9059	89,94	65 De Mezel, Guillaume
4	144	34,32	4,1958	140,3952	87,75	12 Tielman, Rocky
5	144	34,37	4,1897	140,1910	87,62	127 Constant 10, John .
6	148	36,16	4,0929	136,9527	85,60	74 Cokaiko, Michel
7	133	32,70	4,0673	136,0947	85,06	14 Margodt, Steve
8	149	38,28	3,8924	130,2421	81,40	34 Duvivier, Cédric
9	143	37,22	3,8420	128,5573	80,35	99 Witpas, Eddy
10	136	35,50	3,8310	128,1881	80,12	76 Crespin, Thierry
11	142	37,41	3,7958	127,0100	79,38	114 De Meersman, Eddy
12	142	37,57	3,7796	126,4691	79,04	31 Van Eynde, Pierre
13	153	42,67	3,5857	119,9792	74,99	59 Saudemont, Tom
14	135	37,85	3,5667	119,3452	74,59	19 Voz, Daniel
15	148	41,75	3,5449	118,6158	74,13	82 Majcher, Thierry
16	122	34,49	3,5373	118,3597	73,97	36 Lagae, Yari
17	132	37,53	3,5172	117,6881	73,56	10 Callaert, Danny
18	134	38,38	3,4914	116,8253	73,02	70 Sienaert, Patrick
19	140	40,55	3,4525	115,5246	72,20	66 De Mezel, Joël
20	123	35,66	3,4492	115,4147	72,13	9 Bogaert, Patrick
21	130	39,48	3,2928	110,1802	68,86	112 Veraghtert, Sam
22	118	38,46	3,0681	102,6621	64,16	40 Van Damme, Franky
23	116	38,21	3,0359	101,5823	63,49	30 Vechter, Paul
24	120	40,95	2,9304	98,0538	61,28	116 Leclercq, Fabien
25	133	45,87	2,8995	97,0197	60,64	54 Mailly, Roland
26	103	36,83	2,7966	93,5778	58,49	71 Vanderstraeten, Carlos
27	126	47,41	2,6577	88,9278	55,58	111 Schoenmaker, Jeffrey
28	134	52,18	2,5680	85,9286	53,71	106 Lievyns, Leopold
29	95	37,32	2,5456	85,1764	53,24	11 Bernard, Eddy
30	142	56,36	2,5195	84,3052	52,69	108 Hendrickx, Marc
31	120	49,09	2,4445	81,7947	51,12	26 Bachot, Patrick
32	119	49,13	2,4221	81,0471	50,65	75 Cokaiko, Walthère
33	96	41,17	2,3318	78,0239	48,76	47 Goossens, Jaques
34	133	58,84	2,2604	75,6339	47,27	46 Roccia, Salvatore
35	123	54,98	2,2372	74,8579	46,79	120 Janssen, Gaetan
36	132	59,03	2,2362	74,8236	46,76	45 Haubourdin, Jean-Claude
37	120	54,10	2,2181	74,2200	46,39	109 van Driel, Peter
38	79	49,50	1,5960	53,4022	33,38	3 Larmuseau, Jean-Michel
39	105	65,85	1,5945	53,3545	33,35	129 Goegije, Peter .
40	84	53,36	1,5742	52,6745	32,92	124 Leroy, Dimitri
41	93	62,79	1,4811	49,5598	30,97	48 Giannone, Steve
42	79	77,30	1,0220	34,1967	21,37	123 't Felt, Lucien
43	104	102,97	1,0100	33,7956	21,12	105 Sierens, Jannicq
44	83	111,31	0,7457	24,9506	15,59	113 Schoenmaker, Hendrik
45	30	80,31	0,3736	12,4994	7,81	122 Monteyne, Patricia
46	0	19,29	0,0000	0,0000	0,00	25 Fleurbay, Peter

PRODUCTION -- Overall Stage Results

Supershooting Level II Second Edition

Printed septembre 27, 2010 at 20:56



Stage 6 -- The Long and Winding Road

	PTS	TIME	HIT FACTOR	STAGE POINTS	STAGE PERCENT	COMPETITOR # Name
1	138	34,37	4,0151	160,0000	100,00	51 Donot, Marc
2	132	35,37	3,7320	148,7166	92,95	107 Gras, Jérémie
3	142	39,20	3,6224	144,3520	90,22	72 Albert, Gerard
4	128	35,63	3,5925	143,1577	89,47	2 Martin, Eric
5	142	39,53	3,5922	143,1469	89,47	33 Dullaerts, Erik
6	132	37,62	3,5088	139,8220	87,39	1 Cornet, Jean-Luc
7	119	35,06	3,3942	135,2557	84,53	126 Brochard 10, Pierre .
8	120	35,36	3,3937	135,2351	84,52	84 Platéus, Raymond
9	113	33,30	3,3934	135,2243	84,52	60 Vanreusel, Philippe
10	128	37,85	3,3818	134,7611	84,23	69 Mariën, Gerrit
11	118	34,91	3,3801	134,6953	84,18	100 Hauwelaert, Danny
12	144	42,91	3,3559	133,7286	83,58	89 Weykmans, Thierry
13	152	45,54	3,3377	133,0059	83,13	21 Barre, Ludovic
14	123	38,34	3,2081	127,8420	79,90	87 Warichet, Carl
15	134	42,20	3,1754	126,5356	79,08	125 Leroy, Patrick
16	124	39,18	3,1649	126,1182	78,82	98 Amand, Vincent
17	128	41,10	3,1144	124,1048	77,57	13 Bekaert, Lorenz
18	128	41,78	3,0637	122,0849	76,30	117 Ballières, Guillaumus
19	134	47,27	2,8348	112,9639	70,60	56 Tasset, André
20	108	39,55	2,7307	108,8172	68,01	7 Cordier, Nicolas
21	120	45,28	2,6502	105,6076	66,00	52 Grande, Freddy
22	132	49,95	2,6426	105,3074	65,82	78 Dessart, Luc
23	112	43,12	2,5974	103,5046	64,69	85 Plumier, Freddy
24	111	43,14	2,5730	102,5329	64,08	115 Vanderstraeten, Marc
25	105	41,36	2,5387	101,1647	63,23	6 Cauchies, Marc
26	130	52,72	2,4659	98,2626	61,41	8 De Rongé, Charles
27	112	46,32	2,4180	96,3540	60,22	103 Van Outryve, Eveline
28	110	46,74	2,3534	93,7831	58,61	5 Dartois, Jean
29	113	49,64	2,2764	90,7125	56,70	94 Antoine, Jean-Pierre
30	96	46,86	2,0487	81,6374	51,02	53 Lambrechts, Alain
31	97	50,50	1,9208	76,5422	47,84	50 Cauderlier, Christian
32	76	42,69	1,7803	70,9427	44,34	102 Nuyts, Tom
33	71	39,90	1,7794	70,9097	44,32	43 Depoorter, Eric
34	76	63,87	1,1899	47,4173	29,64	55 Neuber, Roger
35	67	64,29	1,0422	41,5290	25,96	79 Fransis, Grégory
36	85	82,11	1,0352	41,2518	25,78	81 Libert, Bernard
37	46	44,81	1,0266	40,9075	25,57	95 Chlusta, Andy
38	95	97,17	0,9777	38,9594	24,35	90 Denis, Dominique
39	47	75,64	0,6214	24,7609	15,48	92 Boulanger, Jean
40	0	45,48	0,0000	0,0000	0,00	44 Gonzalez, Francisco