

# OPEN -- Overall Stage Results

## Memorial Alex Venninx 2011

Printed mei 1, 2011 at 17:05



### Stage 1 -- Short Course 1

	PTS	TIME	HIT FACTOR	STAGE POINTS	STAGE PERCENT	COMPETITOR # Name
1	43	5.67	7.5838	45.0000	100.00	173 Van Koolwijk, Jacky
2	42	5.61	7.4866	44.4236	98.72	157 Keppel, John
3	40	5.39	7.4212	44.0350	97.86	181 Serneels 11, Francis
4	41	5.56	7.3741	43.7559	97.24	159 Van Noord, Desiree
5	41	5.61	7.3084	43.3659	96.37	174 Rooijendijk, Lucien
6	43	5.90	7.2881	43.2458	96.10	167 Faro, Rien
7	43	5.94	7.2391	42.9545	95.45	176 Witters 11, Frank .
8	42	6.14	6.8404	40.5890	90.20	109 Beijer, Patrick
9	44	6.74	6.5282	38.7365	86.08	112 Lambregts, Johan
10	44	6.76	6.5089	38.6219	85.83	72 Ronsse 11, Jurgan
11	42	6.58	6.3830	37.8748	84.17	150 Von Lumich, Denny
12	43	6.74	6.3798	37.8561	84.12	205 Tyropoulos 11, Michail
13	43	6.75	6.3704	37.8000	84.00	70 Van den Hout, Chris
14	44	6.91	6.3676	37.7835	83.96	153 Schmitz, Henny
15	44	7.06	6.2323	36.9807	82.18	141 Backus, Harry
16	43	6.91	6.2229	36.9247	82.05	119 Lauwers 11, Marc .
17	42	6.76	6.2130	36.8663	81.93	120 De Meulenaer 11, Eddy .
18	37	6.11	6.0556	35.9325	79.85	73 Deleu 11, Carl
19	40	6.79	5.8910	34.9556	77.68	123 Maerevoet 11, Rafael
20	40	6.82	5.8651	34.8019	77.34	170 Van Hoof, Patrick
21	42	7.18	5.8496	34.7098	77.13	102 Sasabone, John
22	43	7.44	5.7796	34.2944	76.21	44 Verstappen 11, Daniel
23	44	7.72	5.6995	33.8191	75.15	60 Kister, Rob
24	41	7.23	5.6708	33.6490	74.78	16 Mispion 11, David
25	43	7.84	5.4847	32.5446	72.32	95 Dufornee, Eddy
26	42	7.79	5.3915	31.9918	71.09	79 Bauwens 11, Dirk
27	40	7.57	5.2840	31.3539	69.68	196 Dewilde 11, Marc
28	41	7.87	5.2097	30.9126	68.69	192 Van de Griek 11, Jan
29	40	8.04	4.9751	29.5210	65.60	5 Colombrita 11, Santo
30	29	5.95	4.8739	28.9207	64.27	175 Bus 11, Marcel .
31	42	8.86	4.7404	28.1283	62.51	36 Wubbels, Arnold
32	41	9.23	4.4420	26.3578	58.57	182 Verhulsel 11, Rudy
33	34	8.49	4.0047	23.7628	52.81	84 Bosgraaf, Andre
34	44	11.03	3.9891	23.6703	52.60	28 Mangè, Fred
35	43	10.89	3.9486	23.4298	52.07	21 Martens 11, Alfons ;
36	39	9.88	3.9474	23.4226	52.05	161 Piket, Rob
37	29	7.49	3.8718	22.9744	51.05	83 Bhagwandien, Ardjun
38	40	10.40	3.8462	22.8220	50.72	155 Breuer, Frank
39	41	10.71	3.8282	22.7155	50.48	15 Vanborm 11, Ignace
40	24	6.32	3.7975	22.5331	50.07	110 De Reus, Eric
41	40	10.59	3.7771	22.4125	49.81	151 Vervoort, Peter
42	25	6.89	3.6284	21.5302	47.84	62 Rodigas, Eduard

# OPEN -- Overall Stage Results

## Memorial Alex Venninx 2011

Printed mei 1, 2011 at 17:05



### Stage 1 -- Short Course 1

	<b>PTS</b>	<b>TIME</b>	<b>HIT FACTOR</b>	<b>STAGE POINTS</b>	<b>STAGE PERCENT</b>	<b>COMPETITOR # Name</b>
43	24	7.55	3.1788	18.8622	41.92	10 Rutgers, Cris
44	42	13.75	3.0545	18.1248	40.28	134 Denis 11, Philippe .
45	38	12.70	2.9921	17.7544	39.45	22 Martens 11, Philippe .
46	25	8.68	2.8802	17.0902	37.98	118 Verbeek, Fred
47	23	9.45	2.4339	14.4419	32.09	49 Quaedpeerds 11, Thierry .
48	30	15.91	1.8856	11.1887	24.86	191 Mathysen, Kim
49	9	9.15	0.9836	5.8364	12.97	158 Van der Kloor, Jerry

# STANDARD -- Overall Stage Results

Memorial Alex Venninx 2011

Printed mei 1, 2011 at 17:05



## Stage 1 -- Short Course 1

	PTS	TIME	HIT FACTOR	STAGE POINTS	STAGE PERCENT	COMPETITOR # Name
1	44	6.24	7.0513	45.0000	100.00	116 Margodt 11, Steve
2	38	5.64	6.7376	42.9981	95.55	171 Heinze, Rein
3	44	6.81	6.4611	41.2335	91.63	177 De Cock 11, Peter .
4	40	6.20	6.4516	41.1730	91.50	208 Barentsen, Sasja
5	43	6.77	6.3516	40.5344	90.08	180 Vanderstraeten 11, Carlos .
6	42	6.79	6.1856	39.4752	87.72	4 Bogaert 11, Patrick .
7	38	6.26	6.0703	38.7395	86.09	160 Van Noord, Ruud
8	40	6.60	6.0606	38.6777	85.95	187 Veraghtert 11, Sam
9	42	6.97	6.0258	38.4557	85.46	121 Saudemont 11, Tom .
10	42	7.11	5.9072	37.6985	83.77	24 Vechter 11, Paul
11	43	7.51	5.7257	36.5404	81.20	169 Schoenmaker 11, Jeffrey .
12	40	7.22	5.5402	35.3563	78.57	163 Van Uitert, John
13	43	7.94	5.4156	34.5615	76.80	67 Drescher, Harry
14	44	8.17	5.3856	34.3696	76.38	13 Callaert 11, Danny .
15	40	7.47	5.3548	34.1731	75.94	59 Jungschlaeger, Martin
16	42	8.13	5.1661	32.9688	73.26	48 Crespin 11, Thierry .
17	44	8.67	5.0750	32.3875	71.97	53 Pluymers 11, Philippe
18	38	7.61	4.9934	31.8672	70.82	2 Bernard 11, Eddy .
19	39	7.97	4.8934	31.2285	69.40	7 Vester, Ard
20	39	8.43	4.6263	29.5244	65.61	96 Van Gerwen, Joan
21	40	8.66	4.6189	29.4772	65.50	144 Hoogduijn, Peter
22	39	8.56	4.5561	29.0760	64.61	93 Bukowski, Frans
23	39	8.69	4.4879	28.6411	63.65	71 Van Maanen, Ron
24	38	8.51	4.4653	28.4970	63.33	75 Lagae 11, Yari .
25	39	8.91	4.3771	27.9339	62.08	41 Witpas 11, Eddy .
26	44	10.09	4.3608	27.8295	61.84	99 Konings, Cor
27	29	6.69	4.3348	27.6641	61.48	26 Bachot 11, Patrick .
28	42	9.79	4.2901	27.3786	60.84	147 Wauben, Sjef
29	35	8.40	4.1667	26.5909	59.09	69 Rhoen, Roger
30	28	6.76	4.1420	26.4336	58.74	64 Quinten, Marcel
31	43	10.48	4.1031	26.1849	58.19	148 Gansner, Hans
32	41	10.43	3.9310	25.0867	55.75	92 Defuster 11, Harold .
33	43	11.06	3.8879	24.8118	55.14	12 Smit, Karin
34	42	10.92	3.8462	24.5455	54.55	206 Fleurbay 11, Peter .
35	41	10.70	3.8318	24.4537	54.34	107 Roccia 11, Salvatore
36	42	11.23	3.7400	23.8679	53.04	200 Corrynen 11, Marc .
37	27	7.28	3.7088	23.6688	52.60	204 Van Dun, Bas
38	40	11.19	3.5746	22.8126	50.69	25 Van Eynde 11, Pierre
39	27	7.56	3.5714	22.7922	50.65	188 Hendrickx 11, Marc
40	41	11.79	3.4775	22.1929	49.32	6 Vester, Ben
41	28	8.18	3.4230	21.8449	48.54	91 Lagae 11, William
42	37	11.51	3.2146	20.5150	45.59	130 Grundel, Henk

# STANDARD -- Overall Stage Results

Memorial Alex Venninx 2011

Printed mei 1, 2011 at 17:05




## Stage 1 -- Short Course 1

	PTS	TIME	HIT FACTOR	STAGE POINTS	STAGE PERCENT	COMPETITOR # Name
43	35	11.02	3.1760	20.2689	45.04	9 Roeland, Piet
44	22	6.94	3.1700	20.2305	44.96	98 Hurman, Thomas
45	37	11.95	3.0962	19.7596	43.91	97 Helvoirt, Gus
46	25	8.11	3.0826	19.6727	43.72	124 Milliau 11, Christiaan
47	36	12.09	2.9777	19.0029	42.23	201 Kooltjes, Cees
48	41	13.95	2.9391	18.7566	41.68	156 Vermeulen, Hanneke
49	39	13.36	2.9192	18.6296	41.40	146 Kampers, Alex
50	41	14.14	2.8996	18.5046	41.12	199 Brands, Tom
51	28	9.74	2.8747	18.3461	40.77	88 Sahner, Dirk
52	25	8.91	2.8058	17.9063	39.79	27 Van Put 11, Marc
53	24	8.89	2.6997	17.2288	38.29	198 Broekhuysen, Tom
54	43	15.96	2.6942	17.1941	38.21	20 Smeulders 11, Walter
55	22	8.18	2.6895	17.1638	38.14	14 Kerckenaere 11, Michiel
56	24	9.20	2.6087	16.6482	37.00	108 Roccia 11, Paola .
57	42	16.53	2.5408	16.2151	36.03	139 Voz 11, Daniel
58	26	10.53	2.4691	15.7576	35.02	87 Bothmer, Dolf
59	20	8.39	2.3838	15.2129	33.81	113 Langezaal, Remon
60	29	12.90	2.2481	14.3467	31.88	186 Goeseije, Peter
61	22	9.81	2.2426	14.3119	31.80	17 Peeters 11, René
62	41	19.09	2.1477	13.7064	30.46	189 Blockx, Imke
63	28	14.06	1.9915	12.7092	28.24	55 Lievyns 11, Leopold .
64	39	21.03	1.8545	11.8350	26.30	43 Sierens 11, Jannicq .
65	41	27.33	1.5002	9.5739	21.28	194 De Leeuw, Lia
66	12	9.34	1.2848	8.1993	18.22	77 Descamps 11, Steven
67	9	7.31	1.2312	7.8572	17.46	42 De Cock 11, Marc
68	26	22.32	1.1649	7.4340	16.52	190 Geerts, Wendy
69	12	10.31	1.1639	7.4279	16.51	193 van Driel 11, Peter
70	42	36.17	1.1612	7.4105	16.47	184 Kwekkeboom, John
71	14	13.25	1.0566	6.7431	14.98	142 De Vreede, Adri
72	7	14.63	0.4785	3.0535	6.79	89 Glorieux 11, Isabelle
73	1	10.52	0.0951	0.6066	1.35	154 Wille, Mark
74	0	8.95	0.0000	0.0000	0.00	58 Hogeweg, Huib

# PRODUCTION -- Overall Stage Results

Memorial Alex Venninx 2011

Printed mei 1, 2011 at 17:05



## Stage 1 -- Short Course 1

	PTS	TIME	HIT FACTOR	STAGE POINTS	STAGE PERCENT	COMPETITOR # Name
1	39	6.93	5.6277	45.0000	100.00	129 Amand 11, Vincent .
2	39	7.06	5.5241	44.1714	98.16	39 Deramaut 11, Erwin .
3	39	7.20	5.4167	43.3125	96.25	183 Vanreusel 11, Philippe .
4	39	7.28	5.3571	42.8365	95.19	195 Codenie 11, Thierry
5	41	7.70	5.3247	42.5769	94.62	68 Van de Water, Mischa
6	39	7.47	5.2209	41.7470	92.77	56 Branten, John
7	39	7.51	5.1931	41.5246	92.28	82 Gras 11, Jérémie
8	37	7.28	5.0824	40.6398	90.31	90 Straetmans 11, Gregory
9	39	7.73	5.0453	40.3428	89.65	162 Verhulst, Hans
10	37	7.35	5.0340	40.2527	89.45	40 Nuyts 11, Tom
11	37	7.41	4.9933	39.9268	88.73	140 Weykmans 11, Thierry
12	33	6.68	4.9401	39.5020	87.78	94 Dietrich, Bjorn
13	41	8.32	4.9279	39.4041	87.56	46 Hauwelaert 11, Danny .
14	41	8.42	4.8694	38.9361	86.52	203 Ballière, Guillaume
15	39	8.26	4.7215	37.7542	83.90	52 Dartois 11, Jean
16	43	9.29	4.6286	37.0113	82.25	149 Brochard 11, Pierre .
17	35	7.61	4.5992	36.7760	81.72	19 Meyvis 11, Rudi
18	39	9.01	4.3285	34.6115	76.91	18 Goos 11, Dirk
19	30	6.96	4.3103	34.4662	76.59	80 Martin 11, Eric
20	37	8.95	4.1341	33.0567	73.46	125 Lowette 11, Bart
21	39	9.48	4.1139	32.8956	73.10	81 Cordier 11, Nicolas .
22	41	10.43	3.9310	31.4326	69.85	166 Marnix, Arnold
23	37	9.73	3.8027	30.4068	67.57	1 De Rongé 11, Charles
24	28	7.46	3.7534	30.0124	66.69	106 Hoeck 11, René .
25	26	7.03	3.6984	29.5733	65.72	115 Bekaert 11, Lorenz
26	26	7.33	3.5471	28.3629	63.03	47 Rouire 11, Johnny .
27	28	7.95	3.5220	28.1626	62.58	135 Fransis 11, Grégory .
28	28	8.18	3.4230	27.3707	60.82	207 Meskens 11, Gilbert
29	28	8.27	3.3857	27.0728	60.16	104 Cauchies 11, Marc
30	37	10.98	3.3698	26.9451	59.88	127 Van der Wiel, Kees
31	33	10.20	3.2353	25.8699	57.49	178 Mariën 11, Gerrit .
32	24	7.52	3.1915	25.5196	56.71	51 Cornet 11, Jean-Luc
33	22	7.25	3.0345	24.2642	53.92	197 Verbeeck 11, Randy
34	28	9.46	2.9598	23.6673	52.59	126 Martens 11, Joseph
35	39	13.39	2.9126	23.2898	51.76	61 Mud, Henk
36	30	15.22	1.9711	15.7611	35.02	143 Kaas, Albert
37	13	9.22	1.4100	11.2744	25.05	23 Van Craen 11, Walter .
38	13	9.71	1.3388	10.7055	23.79	45 Van Outryve 11, Eveline .

# REVOLVER (STANDARD) -- Overall Stage Results

Memorial Alex Venninx 2011

Printed mei 1, 2011 at 17:05



## Stage 1 -- Short Course 1

	<b>PTS</b>	<b>TIME</b>	<b>HIT FACTOR</b>	<b>STAGE POINTS</b>	<b>STAGE PERCENT</b>	<b>COMPETITOR # Name</b>
1	40	10.74	3.7244	45.0000	100.00	185 Schots, Quintin
2	43	11.76	3.6565	44.1792	98.18	164 Ligtmans, Johnny
3	41	11.59	3.5375	42.7422	94.98	101 Oude Voshaar, W
4	41	13.68	2.9971	36.2122	80.47	66 Pasveer, Cor
5	40	16.64	2.4038	29.0445	64.54	202 Kiela 11, Yvo .

**OPEN -- Overall Stage Results****Memorial Alex Venninx 2011**

Printed mei 1, 2011 at 17:05

**Stage 2 -- Long Course 1**

	<b>PTS</b>	<b>TIME</b>	<b>HIT FACTOR</b>	<b>STAGE POINTS</b>	<b>STAGE PERCENT</b>	<b>COMPETITOR # Name</b>
1	152	15.02	10.1198	160.0000	100.00	176 Witters 11, Frank .
2	155	17.66	8.7769	138.7673	86.73	167 Faro, Rien
3	150	17.35	8.6455	136.6904	85.43	72 Ronsse 11, Jurgen
4	153	17.84	8.5762	135.5948	84.75	205 Tyropoulos 11, Michail
5	151	18.05	8.3657	132.2653	82.67	119 Lauwers 11, Marc .
6	155	18.54	8.3603	132.1808	82.61	120 De Meulenaer 11, Eddy .
7	141	17.28	8.1597	129.0095	80.63	157 Keppel, John
8	130	16.23	8.0099	126.6401	79.15	73 Deleu 11, Carl
9	141	17.73	7.9526	125.7352	78.58	174 Rooijendijk, Lucien
10	153	19.41	7.8825	124.6270	77.89	123 Maerevoet 11, Rafael
11	152	19.49	7.7989	123.3043	77.07	95 Dufornee, Eddy
12	149	19.78	7.5329	119.0985	74.44	181 Serneels 11, Francis
13	150	20.02	7.4925	118.4605	74.04	79 Bauwens 11, Dirk
14	151	20.26	7.4531	117.8376	73.65	175 Bus 11, Marcel .
15	155	21.04	7.3669	116.4749	72.80	5 Colombrita 11, Santo
16	141	20.20	6.9802	110.3606	68.98	109 Beijer, Patrick
17	148	21.21	6.9778	110.3233	68.95	141 Backus, Harry
18	138	21.11	6.5372	103.3564	64.60	153 Schmitz, Henny
19	140	21.98	6.3694	100.7040	62.94	173 Van Koolwijk, Jacky
20	148	23.50	6.2979	99.5727	62.23	44 Verstappen 11, Daniel
21	134	21.40	6.2617	99.0005	61.88	170 Van Hoof, Patrick
22	157	26.09	6.0176	95.1419	59.46	84 Bosgraaf, Andre
23	134	22.39	5.9848	94.6231	59.14	70 Van den Hout, Chris
24	151	25.43	5.9379	93.8808	58.68	83 Bhagwandien, Ardjun
25	138	23.39	5.9000	93.2814	58.30	150 Von Lumich, Denny
26	151	25.77	5.8595	92.6422	57.90	151 Vervoort, Peter
27	146	24.97	5.8470	92.4444	57.78	102 Sasabone, John
28	132	22.63	5.8330	92.2222	57.64	49 Quaedpeerds 11, Thierry .
29	123	21.68	5.6734	89.6999	56.06	16 Misplon 11, David
30	154	27.32	5.6369	89.1223	55.70	22 Martens 11, Philippe .
31	123	22.39	5.4935	86.8555	54.28	110 De Reus, Eric
32	136	25.30	5.3755	84.9894	53.12	196 Dewilde 11, Marc
33	133	26.22	5.0725	80.1983	50.12	60 Kister, Rob
34	122	25.13	4.8548	76.7562	47.97	62 Rodigas, Eduard
35	136	28.02	4.8537	76.7392	47.96	182 Verhulsel 11, Rudy
36	151	31.16	4.8460	76.6171	47.89	159 Van Noord, Desiree
37	141	29.66	4.7539	75.1613	46.98	15 Vanborm 11, Ignace
38	139	29.51	4.7103	74.4718	46.54	28 Mangè, Fred
39	154	32.75	4.7023	74.3457	46.47	134 Denis 11, Philippe .
40	154	32.83	4.6908	74.1645	46.35	158 Van der Kloor, Jerry
41	155	33.73	4.5953	72.6544	45.41	155 Breuer, Frank
42	156	34.78	4.4853	70.9155	44.32	21 Martens 11, Alfons ;

# OPEN -- Overall Stage Results

## Memorial Alex Venninx 2011

Printed mei 1, 2011 at 17:05



### Stage 2 -- Long Course 1

	<b>PTS</b>	<b>TIME</b>	<b>HIT FACTOR</b>	<b>STAGE POINTS</b>	<b>STAGE PERCENT</b>	<b>COMPETITOR # Name</b>
43	157	35.27	4.4514	70.3786	43.99	36 Wubbels, Arnold
44	96	21.90	4.3836	69.3064	43.32	192 Van de Griek 11, Jan
45	96	22.78	4.2142	66.6291	41.64	161 Piket, Rob
46	134	35.01	3.8275	60.5144	37.82	10 Rutgers, Cris
47	120	33.50	3.5821	56.6347	35.40	118 Verbeek, Fred
48	140	39.85	3.5132	55.5451	34.72	191 Mathysen, Kim
49	73	24.86	2.9364	46.4267	29.02	112 Lambregts, Johan

# STANDARD -- Overall Stage Results

Memorial Alex Venninx 2011

Printed mei 1, 2011 at 17:05



## Stage 2 -- Long Course 1

	PTS	TIME	HIT FACTOR	STAGE POINTS	STAGE PERCENT	COMPETITOR # Name
1	147	17.52	8.3904	160.0000	100.00	121 Saudemont 11, Tom .
2	152	18.25	8.3288	158.8245	99.27	116 Margodt 11, Steve
3	135	17.37	7.7720	148.2077	92.63	171 Heinze, Rein
4	146	18.96	7.7004	146.8423	91.78	208 Barentsen, Sasja
5	150	19.89	7.5415	143.8114	89.88	160 Van Noord, Ruud
6	145	19.41	7.4704	142.4555	89.03	163 Van Uitert, John
7	136	19.43	6.9995	133.4759	83.42	113 Langezaal, Remon
8	149	21.76	6.8474	130.5762	81.61	2 Bernard 11, Eddy .
9	140	21.15	6.6194	126.2276	78.89	24 Vechter 11, Paul
10	151	23.42	6.4475	122.9495	76.84	4 Bogaert 11, Patrick .
11	135	20.98	6.4347	122.7058	76.69	180 Vanderstraeten 11, Carlos .
12	153	24.18	6.3275	120.6624	75.41	13 Callaert 11, Danny .
13	144	22.77	6.3241	120.5969	75.37	41 Witpas 11, Eddy .
14	139	22.20	6.2613	119.3984	74.62	48 Crespin 11, Thierry .
15	153	24.53	6.2373	118.9407	74.34	187 Veraghtert 11, Sam
16	127	20.72	6.1293	116.8828	73.05	75 Lagae 11, Yari .
17	150	24.72	6.0680	115.7123	72.32	25 Van Eynde 11, Pierre
18	133	22.75	5.8462	111.4826	69.68	124 Milliau 11, Christiaan
19	139	24.13	5.7605	109.8485	68.66	139 Voz 11, Daniel
20	146	25.47	5.7322	109.3102	68.32	204 Van Dun, Bas
21	121	21.23	5.6995	108.6856	67.93	177 De Cock 11, Peter .
22	153	27.04	5.6583	107.9000	67.44	201 Kooltjes, Cees
23	133	23.69	5.6142	107.0590	66.91	26 Bachot 11, Patrick .
24	131	23.46	5.5840	106.4829	66.55	98 Huurman, Thomas
25	142	25.57	5.5534	105.8996	66.19	14 Kerckenaere 11, Michiel
26	155	28.42	5.4539	104.0026	65.00	53 Pluymers 11, Philippe
27	137	25.46	5.3810	102.6122	64.13	148 Gansner, Hans
28	137	25.48	5.3768	102.5316	64.08	71 Van Maanen, Ron
29	131	24.42	5.3645	102.2969	63.94	169 Schoenmaker 11, Jeffrey .
30	150	28.04	5.3495	102.0117	63.76	99 Konings, Cor
31	132	24.88	5.3055	101.1720	63.23	144 Hoogduijn, Peter
32	134	25.65	5.2242	99.6217	62.26	206 Fleurbay 11, Peter .
33	154	29.75	5.1765	98.7121	61.70	92 Defuster 11, Harold .
34	125	24.15	5.1760	98.7028	61.69	198 Broekhuysen, Tom
35	134	26.20	5.1145	97.5304	60.96	42 De Cock 11, Marc
36	158	30.95	5.1050	97.3494	60.84	59 Jungschlaeger, Martin
37	113	22.84	4.9475	94.3450	58.97	77 Descamps 11, Steven
38	135	27.73	4.8684	92.8369	58.02	93 Bukowski, Frans
39	150	30.96	4.8450	92.3904	57.74	69 Rhoen, Roger
40	114	23.69	4.8122	91.7649	57.35	96 Van Gerwen, Joan
41	140	29.18	4.7978	91.4912	57.18	156 Vermeulen, Hanneke
42	123	25.90	4.7490	90.5612	56.60	88 Sahner, Dirk

# STANDARD -- Overall Stage Results

Memorial Alex Venninx 2011

Printed mei 1, 2011 at 17:05



## Stage 2 -- Long Course 1

PTS	TIME	HIT FACTOR	STAGE POINTS	STAGE PERCENT	COMPETITOR # Name	
43	113	23.85	4.7379	90.3497	56.47	64 Quinten, Marcel
44	146	31.50	4.6349	88.3851	55.24	154 Wille, Mark
45	155	33.62	4.6104	87.9166	54.95	27 Van Put 11, Marc
46	130	28.36	4.5839	87.4126	54.63	7 Vester, Ard
47	128	29.34	4.3626	83.1930	52.00	108 Roccia 11, Paola .
48	132	30.81	4.2843	81.6994	51.06	130 Grundel, Henk
49	135	31.53	4.2816	81.6482	51.03	12 Smit, Karin
50	119	28.80	4.1319	78.7936	49.25	91 Lagae 11, William
51	143	35.30	4.0510	77.2499	48.28	87 Bothmer, Dolf
52	127	31.42	4.0420	77.0787	48.17	6 Vester, Ben
53	114	28.42	4.0113	76.4923	47.81	188 Hendrickx 11, Marc
54	117	29.27	3.9973	76.2254	47.64	55 Lievyns 11, Leopold .
55	128	32.15	3.9813	75.9217	47.45	147 Wauben, Sjef
56	109	28.17	3.8694	73.7864	46.12	107 Roccia 11, Salvatore
57	129	33.60	3.8393	73.2128	45.76	67 Drescher, Harry
58	148	39.94	3.7056	70.6627	44.16	97 Helvoirt, Gus
59	134	36.41	3.6803	70.1812	43.86	17 Peeters 11, René
60	133	38.03	3.4972	66.6902	41.68	58 Hogeweg, Huib
61	137	41.83	3.2752	62.4553	39.03	199 Brands, Tom
62	113	34.71	3.2555	62.0813	38.80	146 Kampers, Alex
63	133	43.27	3.0737	58.6140	36.63	20 Smeulders 11, Walter
64	132	47.67	2.7690	52.8038	33.00	189 Blockx, Imke
65	123	44.53	2.7622	52.6731	32.92	193 van Driel 11, Peter
66	109	45.39	2.4014	45.7934	28.62	9 Roeland, Piet
67	110	45.96	2.3934	45.6404	28.53	186 Goeseije, Peter
68	56	25.32	2.2117	42.1756	26.36	200 Corrynen 11, Marc .
69	131	72.26	1.8129	34.5709	21.61	190 Geerts, Wendy
70	95	53.62	1.7717	33.7857	21.12	184 Kwekkeboom, John
71	138	81.82	1.6866	32.1630	20.10	89 Glorieux 11, Isabelle
72	136	104.10	1.3064	24.9129	15.57	194 De Leeuw, Lia
73	54	48.05	1.1238	21.4307	13.39	43 Sierens 11, Jannicq .
74	32	41.86	0.7645	14.5776	9.11	142 De Vreede, Adri

# PRODUCTION -- Overall Stage Results

Memorial Alex Venninx 2011

Printed mei 1, 2011 at 17:05



## Stage 2 -- Long Course 1

	PTS	TIME	HIT FACTOR	STAGE POINTS	STAGE PERCENT	COMPETITOR # Name
1	148	19.06	7.7650	160.0000	100.00	183 Vanreusel 11, Philippe .
2	152	21.02	7.2312	149.0020	93.13	68 Van de Water, Mischa
3	150	22.23	6.7476	139.0378	86.90	94 Dietrich, Bjorn
4	134	19.93	6.7235	138.5411	86.59	197 Verbeeck 11, Randy
5	150	23.85	6.2893	129.5937	81.00	80 Martin 11, Eric
6	154	25.08	6.1404	126.5244	79.08	162 Verhulst, Hans
7	146	24.12	6.0531	124.7259	77.95	203 Ballière, Guillaume
8	144	23.82	6.0453	124.5667	77.85	115 Bekaert 11, Lorenz
9	150	24.83	6.0411	124.4789	77.80	51 Cornet 11, Jean-Luc
10	148	24.55	6.0285	124.2200	77.64	82 Gras 11, Jérémie
11	152	25.64	5.9282	122.1537	76.35	166 Marnix, Arnold
12	144	24.36	5.9113	121.8054	76.13	46 Hauwelaert 11, Danny .
13	127	21.57	5.8878	121.3206	75.83	40 Nuyts 11, Tom
14	146	25.64	5.6942	117.3319	73.33	149 Brochard 11, Pierre .
15	146	25.72	5.6765	116.9669	73.10	126 Martens 11, Joseph
16	154	27.43	5.6143	115.6847	72.30	56 Branten, John
17	156	28.93	5.3923	111.1111	69.44	23 Van Craen 11, Walter .
18	138	25.67	5.3759	110.7731	69.23	19 Meyvis 11, Rudi
19	138	26.06	5.2955	109.1153	68.20	195 Codenie 11, Thierry
20	140	26.55	5.2731	108.6537	67.91	18 Goos 11, Dirk
21	122	23.39	5.2159	107.4758	67.17	129 Amand 11, Vincent .
22	148	28.49	5.1948	107.0411	66.90	39 Deramaut 11, Erwin .
23	127	25.08	5.0638	104.3416	65.21	104 Cauchies 11, Marc
24	136	27.20	5.0000	103.0270	64.39	106 Hoeck 11, René .
25	125	25.02	4.9960	102.9447	64.34	81 Cordier 11, Nicolas .
26	138	28.27	4.8815	100.5853	62.87	178 Mariën 11, Gerrit .
27	138	28.37	4.8643	100.2307	62.64	52 Dartois 11, Jean
28	120	25.56	4.6948	96.7390	60.46	140 Weykmans 11, Thierry
29	152	33.87	4.4877	92.4718	57.79	127 Van der Wiel, Kees
30	139	31.64	4.3932	90.5231	56.58	135 Fransis 11, Grégory .
31	129	29.45	4.3803	90.2580	56.41	1 De Rongé 11, Charles
32	117	26.92	4.3462	89.5554	55.97	125 Lowette 11, Bart
33	108	24.97	4.3252	89.1223	55.70	47 Rouire 11, Johnny .
34	133	30.76	4.3238	89.0936	55.68	90 Straetmans 11, Gregory
35	148	34.27	4.3186	88.9874	55.62	45 Van Outryve 11, Eveline .
36	146	38.71	3.7716	77.7161	48.57	207 Meskens 11, Gilbert
37	144	38.22	3.7677	77.6342	48.52	61 Mud, Henk
38	154	47.39	3.2496	66.9600	41.85	143 Kaas, Albert

# REVOLVER (STANDARD) -- Overall Stage Results

Memorial Alex Venninx 2011

Printed mei 1, 2011 at 17:05



## Stage 2 -- Long Course 1

	<b>PTS</b>	<b>TIME</b>	<b>HIT FACTOR</b>	<b>STAGE POINTS</b>	<b>STAGE PERCENT</b>	<b>COMPETITOR # Name</b>
1	139	34.76	3.9988	160.0000	100.00	101 Oude Voshaar, W
2	148	40.50	3.6543	146.2149	91.38	164 Ligtmans, Johnny
3	135	38.66	3.4920	139.7195	87.32	66 Pasveer, Cor
4	115	37.04	3.1048	124.2258	77.64	185 Schots, Quintin
5	125	50.02	2.4990	99.9888	62.49	202 Kiela 11, Yvo .

# OPEN -- Overall Stage Results

## Memorial Alex Venninx 2011

Printed mei 1, 2011 at 17:05



### Stage 3 -- Long Course 2

	PTS	TIME	HIT FACTOR	STAGE POINTS	STAGE PERCENT	COMPETITOR # Name
1	133	20.67	6.4344	140.0000	100.00	176 Witters 11, Frank .
2	121	19.94	6.0682	132.0314	94.31	173 Van Koolwijk, Jacky
3	132	22.25	5.9326	129.0806	92.20	175 Bus 11, Marcel .
4	128	22.73	5.6313	122.5258	87.52	167 Faro, Rien
5	128	23.20	5.5172	120.0436	85.75	205 Tyropoulos 11, Michail
6	123	22.70	5.4185	117.8952	84.21	73 Deleu 11, Carl
7	130	24.22	5.3675	116.7847	83.42	123 Maerevoet 11, Rafael
8	116	21.78	5.3260	115.8823	82.77	119 Lauwers 11, Marc .
9	112	21.36	5.2434	114.0863	81.49	157 Keppel, John
10	108	21.49	5.0256	109.3463	78.10	181 Serneels 11, Francis
11	124	25.00	4.9600	107.9192	77.09	72 Ronsse 11, Jurgen
12	131	26.49	4.9453	107.5985	76.86	120 De Meulenaer 11, Eddy .
13	117	24.07	4.8608	105.7613	75.54	95 Dufornee, Eddy
14	130	27.72	4.6898	102.0392	72.89	60 Kister, Rob
15	112	24.10	4.6473	101.1155	72.23	79 Bauwens 11, Dirk
16	110	23.92	4.5987	100.0572	71.47	159 Van Noord, Desiree
17	118	26.61	4.4344	96.4837	68.92	170 Van Hoof, Patrick
18	117	27.29	4.2873	93.2823	66.63	153 Schmitz, Henny
19	128	31.09	4.1171	89.5790	63.98	83 Bhagwandien, Ardjun
20	127	30.98	4.0994	89.1947	63.71	15 Vanborm 11, Ignace
21	135	33.89	3.9835	86.6721	61.91	84 Bosgraaf, Andre
22	113	29.16	3.8752	84.3156	60.23	109 Beijer, Patrick
23	127	33.14	3.8322	83.3812	59.56	150 Von Lumich, Denny
24	75	19.93	3.7632	81.8787	58.48	174 Rooijendijk, Lucien
25	131	36.51	3.5881	78.0686	55.76	151 Vervoort, Peter
26	108	31.13	3.4693	75.4851	53.92	196 Dewilde 11, Marc
27	120	34.89	3.4394	74.8337	53.45	21 Martens 11, Alfons ;
28	120	35.43	3.3870	73.6931	52.64	141 Backus, Harry
29	129	38.67	3.3359	72.5826	51.84	22 Martens 11, Philippe .
30	123	37.48	3.2818	71.4040	51.00	102 Sasabone, John
31	96	30.86	3.1108	67.6850	48.35	49 Quaedpeerds 11, Thierry .
32	126	40.74	3.0928	67.2925	48.07	134 Denis 11, Philippe .
33	92	29.88	3.0790	66.9922	47.85	16 Mispion 11, David
34	101	33.18	3.0440	66.2311	47.31	5 Colombrita 11, Santo
35	117	38.65	3.0272	65.8648	47.05	28 Mangè, Fred
36	88	29.63	2.9700	64.6201	46.16	36 Wubbels, Arnold
37	82	28.34	2.8934	62.9551	44.97	70 Van den Hout, Chris
38	128	45.09	2.8388	61.7656	44.12	155 Breuer, Frank
39	88	31.26	2.8151	61.2506	43.75	44 Verstappen 11, Daniel
40	75	26.95	2.7829	60.5507	43.25	62 Rodigas, Eduard
41	126	46.69	2.6987	58.7170	41.94	112 Lambregts, Johan
42	56	23.62	2.3709	51.5852	36.85	110 De Reus, Eric

# OPEN -- Overall Stage Results

## Memorial Alex Venninx 2011

Printed mei 1, 2011 at 17:05



### Stage 3 -- Long Course 2

	<b>PTS</b>	<b>TIME</b>	<b>HIT FACTOR</b>	<b>STAGE POINTS</b>	<b>STAGE PERCENT</b>	<b>COMPETITOR # Name</b>
43	78	34.85	2.2382	48.6977	34.78	161 Piket, Rob
44	123	56.10	2.1925	47.7045	34.07	192 Van de Griek 11, Jan
45	95	43.43	2.1874	47.5938	34.00	182 Verhulsel 11, Rudy
46	131	62.20	2.1061	45.8245	32.73	158 Van der Kloor, Jerry
47	100	48.45	2.0640	44.9079	32.08	191 Mathysen, Kim
48	102	51.85	1.9672	42.8024	30.57	10 Rutgers, Cris
49	10	36.13	0.2768	6.0221	4.30	118 Verbeek, Fred

# STANDARD -- Overall Stage Results

Memorial Alex Venninx 2011

Printed mei 1, 2011 at 17:05



## Stage 3 -- Long Course 2

	PTS	TIME	HIT FACTOR	STAGE POINTS	STAGE PERCENT	COMPETITOR # Name
1	129	25.01	5.1579	140.0000	100.00	121 Saudemont 11, Tom .
2	133	26.66	4.9887	135.4077	96.72	163 Van Uitert, John
3	130	26.71	4.8671	132.1057	94.36	116 Margodt 11, Steve
4	121	25.36	4.7713	129.5055	92.50	171 Heinze, Rein
5	124	29.99	4.1347	112.2270	80.16	14 Kerckenaere 11, Michiel
6	122	29.73	4.1036	111.3825	79.56	160 Van Noord, Ruud
7	129	31.51	4.0939	111.1203	79.37	13 Callaert 11, Danny .
8	126	30.96	4.0698	110.4642	78.90	208 Barentsen, Sasja
9	122	30.71	3.9726	107.8281	77.02	204 Van Dun, Bas
10	112	29.61	3.7825	102.6672	73.33	177 De Cock 11, Peter .
11	117	32.28	3.6245	98.3794	70.27	200 Corrynen 11, Marc .
12	108	29.90	3.6120	98.0403	70.03	113 Langezaal, Remon
13	121	33.67	3.5937	97.5426	69.67	48 Crespin 11, Thierry .
14	122	35.17	3.4689	94.1542	67.25	59 Jungschlaeger, Martin
15	128	37.42	3.4206	92.8449	66.32	27 Van Put 11, Marc
16	126	37.48	3.3618	91.2479	65.18	98 Huurman, Thomas
17	104	31.78	3.2725	88.8242	63.45	24 Vechter 11, Paul
18	98	30.76	3.1860	86.4752	61.77	206 Fleurbay 11, Peter .
19	119	37.42	3.1801	86.3168	61.65	53 Pluymers 11, Philippe
20	132	41.51	3.1800	86.3124	61.65	92 Defuster 11, Harold .
21	103	32.91	3.1297	84.9496	60.68	69 Rhoen, Roger
22	107	35.66	3.0006	81.4431	58.17	139 Voz 11, Daniel
23	124	42.13	2.9433	79.8881	57.06	148 Gansner, Hans
24	82	28.30	2.8975	78.6465	56.18	201 Kooltjes, Cees
25	99	34.26	2.8897	78.4332	56.02	198 Broekhuysen, Tom
26	97	33.91	2.8605	77.6419	55.46	25 Van Eynde 11, Pierre
27	86	30.15	2.8524	77.4218	55.30	42 De Cock 11, Marc
28	118	41.59	2.8372	77.0096	55.01	91 Lagae 11, William
29	97	34.44	2.8165	76.4470	54.61	87 Bothmer, Dolf
30	114	40.58	2.8093	76.2509	54.46	130 Grundel, Henk
31	108	39.52	2.7328	74.1752	52.98	93 Bukowski, Frans
32	132	48.81	2.7044	73.4036	52.43	97 Helvoirt, Gus
33	98	36.27	2.7020	73.3382	52.38	99 Konings, Cor
34	101	37.54	2.6905	73.0263	52.16	26 Bachot 11, Patrick .
35	132	49.24	2.6807	72.7625	51.97	20 Smeulders 11, Walter
36	114	42.59	2.6767	72.6523	51.89	96 Van Gerwen, Joan
37	84	32.41	2.5918	70.3481	50.25	4 Bogaert 11, Patrick .
38	101	39.37	2.5654	69.6319	49.74	124 Milliau 11, Christiaan
39	94	37.13	2.5316	68.7155	49.08	41 Witpas 11, Eddy .
40	78	31.40	2.4841	67.4244	48.16	64 Quinten, Marcel
41	108	43.61	2.4765	67.2186	48.01	156 Vermeulen, Hanneke
42	92	37.38	2.4612	66.8037	47.72	88 Sahner, Dirk

# STANDARD -- Overall Stage Results

Memorial Alex Venninx 2011

Printed mei 1, 2011 at 17:05




## Stage 3 -- Long Course 2

	PTS	TIME	HIT FACTOR	STAGE POINTS	STAGE PERCENT	COMPETITOR # Name
43	84	35.87	2.3418	63.5623	45.40	187 Veraghtert 11, Sam
44	89	38.07	2.3378	63.4540	45.32	75 Lagae 11, Yari .
45	133	57.45	2.3151	62.8367	44.88	58 Hogeweg, Huib
46	98	42.52	2.3048	62.5583	44.68	147 Wauben, Sjef
47	78	34.50	2.2609	61.3660	43.83	7 Vester, Ard
48	84	39.70	2.1159	57.4303	41.02	17 Peeters 11, René
49	90	42.64	2.1107	57.2898	40.92	6 Vester, Ben
50	56	26.81	2.0888	56.6948	40.50	67 Drescher, Harry
51	81	39.28	2.0621	55.9713	39.98	71 Van Maanen, Ron
52	83	40.85	2.0318	55.1490	39.39	77 Descamps 11, Steven
53	90	44.39	2.0275	55.0313	39.31	12 Smit, Karin
54	117	57.86	2.0221	54.8857	39.20	186 Goeseije, Peter
55	72	36.32	1.9824	53.8070	38.43	169 Schoenmaker 11, Jeffrey .
56	73	38.55	1.8936	51.3985	36.71	180 Vanderstraeten 11, Carlos .
57	79	43.72	1.8070	49.0455	35.03	146 Kampers, Alex
58	55	31.58	1.7416	47.2718	33.77	188 Hendrickx 11, Marc
59	75	44.60	1.6816	45.6434	32.60	55 Lievyns 11, Leopold .
60	97	58.48	1.6587	45.0211	32.16	189 Blockx, Imke
61	56	37.28	1.5021	40.7722	29.12	144 Hoogduijn, Peter
62	49	33.17	1.4772	40.0961	28.64	2 Bernard 11, Eddy .
63	64	44.57	1.4359	38.9753	27.84	9 Roeland, Piet
64	78	85.35	0.9139	24.8052	17.72	43 Sierens 11, Jannicq .
65	29	40.51	0.7159	19.4307	13.88	193 van Driel 11, Peter
66	63	92.18	0.6834	18.5505	13.25	190 Geerts, Wendy
67	31	75.09	0.4128	11.2055	8.00	89 Glorieux 11, Isabelle
68	17	53.39	0.3184	8.6425	6.17	107 Roccia 11, Salvatore
69	17	72.24	0.2353	6.3874	4.56	184 Kwekkeboom, John
70	9	39.61	0.2272	6.1672	4.41	142 De Vreede, Adri
71	9	96.55	0.0932	2.5301	1.81	194 De Leeuw, Lia
72	1	37.95	0.0264	0.7152	0.51	108 Roccia 11, Paola .
73	0	29.62	0.0000	0.0000	0.00	154 Wille, Mark
74	0	23.35	0.0000	0.0000	0.00	199 Brands, Tom

# PRODUCTION -- Overall Stage Results

Memorial Alex Venninx 2011

Printed mei 1, 2011 at 17:05



## Stage 3 -- Long Course 2

	PTS	TIME	HIT FACTOR	STAGE POINTS	STAGE PERCENT	COMPETITOR # Name
1	126	25.68	4.9065	140.0000	100.00	197 Verbeeck 11, Randy
2	122	28.28	4.3140	123.0929	87.92	68 Van de Water, Mischa
3	130	30.72	4.2318	120.7465	86.25	149 Brochard 11, Pierre .
4	118	28.17	4.1889	119.5219	85.37	94 Dietrich, Bjorn
5	122	30.25	4.0331	115.0766	82.20	80 Martin 11, Eric
6	118	29.74	3.9677	113.2123	80.87	162 Verhulst, Hans
7	130	33.59	3.8702	110.4297	78.88	115 Bekaert 11, Lorenz
8	99	27.81	3.5599	101.5750	72.55	183 Vanreusel 11, Philippe .
9	124	36.90	3.3604	95.8844	68.49	82 Gras 11, Jérémie
10	109	32.50	3.3538	95.6964	68.35	90 Straetmans 11, Gregory
11	110	34.97	3.1456	89.7531	64.11	19 Meyvis 11, Rudi
12	94	30.86	3.0460	86.9129	62.08	40 Nuyts 11, Tom
13	94	31.06	3.0264	86.3533	61.68	56 Branten, John
14	96	31.88	3.0113	85.9222	61.37	129 Amand 11, Vincent .
15	132	44.11	2.9925	85.3865	60.99	127 Van der Wiel, Kees
16	118	40.06	2.9456	84.0473	60.03	1 De Rongé 11, Charles
17	98	34.41	2.8480	81.2632	58.05	39 Deramaut 11, Erwin .
18	103	36.96	2.7868	79.5166	56.80	126 Martens 11, Joseph
19	94	34.75	2.7050	77.1837	55.13	47 Rouire 11, Johnny .
20	122	45.52	2.6801	76.4733	54.62	45 Van Outryve 11, Eveline .
21	84	31.74	2.6465	75.5135	53.94	125 Lowette 11, Bart
22	96	36.95	2.5981	74.1326	52.95	23 Van Craen 11, Walter .
23	92	35.47	2.5937	74.0081	52.86	51 Cornet 11, Jean-Luc
24	86	33.72	2.5504	72.7719	51.98	140 Weykmans 11, Thierry
25	96	37.94	2.5303	72.1982	51.57	135 Fransis 11, Grégory .
26	86	35.64	2.4130	68.8515	49.18	106 Hoeck 11, René .
27	92	38.48	2.3909	68.2190	48.73	52 Dartois 11, Jean
28	105	44.60	2.3543	67.1749	47.98	166 Marnix, Arnold
29	89	37.84	2.3520	67.1106	47.94	18 Goos 11, Dirk
30	115	56.26	2.0441	58.3244	41.66	143 Kaas, Albert
31	104	51.57	2.0167	57.5425	41.10	61 Mud, Henk
32	80	40.94	1.9541	55.7564	39.83	207 Meskens 11, Gilbert
33	79	42.18	1.8729	53.4408	38.17	203 Ballière, Guillaume
34	57	31.05	1.8357	52.3800	37.41	46 Hauwelaert 11, Danny .
35	53	30.13	1.7590	50.1914	35.85	195 Codenie 11, Thierry
36	52	30.80	1.6883	48.1732	34.41	81 Cordier 11, Nicolas .
37	54	34.85	1.5495	44.2123	31.58	178 Mariën 11, Gerrit .
38	42	42.96	0.9777	27.8957	19.93	104 Cauchies 11, Marc

# REVOLVER (STANDARD) -- Overall Stage Results

Memorial Alex Venninx 2011

Printed mei 1, 2011 at 17:05



## Stage 3 -- Long Course 2

	<b>PTS</b>	<b>TIME</b>	<b>HIT FACTOR</b>	<b>STAGE POINTS</b>	<b>STAGE PERCENT</b>	<b>COMPETITOR # Name</b>
1	131	40.02	3.2734	140.0000	100.00	101 Oude Voshaar, W
2	101	41.00	2.4634	105.3589	75.26	185 Schots, Quintin
3	134	57.65	2.3244	99.4121	71.01	164 Ligtmans, Johnny
4	97	43.61	2.2243	95.1304	67.95	66 Pasveer, Cor
5	124	58.84	2.1074	90.1328	64.38	202 Kiela 11, Yvo .

# OPEN -- Overall Stage Results

## Memorial Alex Venninx 2011

Printed mei 1, 2011 at 17:05



### Stage 4 -- Long Course 3

	PTS	TIME	HIT FACTOR	STAGE POINTS	STAGE PERCENT	COMPETITOR # Name
1	98	13.59	7.2112	100.0000	100.00	176 Witters 11, Frank .
2	98	14.27	6.8676	95.2348	95.23	157 Keppel, John
3	94	13.87	6.7772	93.9820	93.98	159 Van Noord, Desiree
4	92	14.23	6.4652	89.6554	89.66	174 Rooijendijk, Lucien
5	97	15.08	6.4324	89.1998	89.20	167 Faro, Rien
6	91	14.40	6.3194	87.6339	87.63	73 Deleu 11, Carl
7	98	15.61	6.2780	87.0596	87.06	72 Ronsse 11, Jurgen
8	97	15.60	6.2179	86.2265	86.23	120 De Meulenaer 11, Eddy .
9	97	15.68	6.1862	85.7865	85.79	205 Tyropoulos 11, Michail
10	96	15.62	6.1460	85.2283	85.23	95 Dufornee, Eddy
11	97	16.02	6.0549	83.9658	83.97	119 Lauwers 11, Marc .
12	91	15.05	6.0465	83.8491	83.85	170 Van Hoof, Patrick
13	85	14.34	5.9275	82.1984	82.20	181 Serneels 11, Francis
14	93	16.29	5.7090	79.1690	79.17	175 Bus 11, Marcel .
15	90	15.84	5.6818	78.7917	78.79	110 De Reus, Eric
16	75	13.54	5.5391	76.8132	76.81	173 Van Koolwijk, Jacky
17	97	18.46	5.2546	72.8674	72.87	123 Maerevoet 11, Rafael
18	91	17.33	5.2510	72.8176	72.82	153 Schmitz, Henny
19	96	18.32	5.2402	72.6673	72.67	60 Kister, Rob
20	93	17.87	5.2043	72.1692	72.17	109 Beijer, Patrick
21	93	18.19	5.1127	70.8996	70.90	5 Colombrita 11, Santo
22	96	19.32	4.9689	68.9061	68.91	44 Verstappen 11, Daniel
23	96	19.39	4.9510	68.6573	68.66	79 Bauwens 11, Dirk
24	95	19.57	4.8544	67.3172	67.32	15 Vanborm 11, Ignace
25	97	20.21	4.7996	66.5578	66.56	102 Sasabone, John
26	94	19.82	4.7427	65.7684	65.77	83 Bhagwandien, Ardjun
27	88	18.99	4.6340	64.2615	64.26	70 Van den Hout, Chris
28	99	21.40	4.6262	64.1527	64.15	84 Bosgraaf, Andre
29	94	20.38	4.6124	63.9613	63.96	36 Wubbels, Arnold
30	81	18.16	4.4604	61.8533	61.85	49 Quaedpeerds 11, Thierry .
31	87	19.80	4.3939	60.9323	60.93	141 Backus, Harry
32	86	20.09	4.2807	59.3625	59.36	196 Dewilde 11, Marc
33	69	16.19	4.2619	59.1011	59.10	150 Von Lumich, Denny
34	94	22.38	4.2002	58.2453	58.25	112 Lambregts, Johan
35	78	18.71	4.1689	57.8115	57.81	16 Mispion 11, David
36	96	23.19	4.1397	57.4069	57.41	21 Martens 11, Alfons ;
37	93	23.34	3.9846	55.2555	55.26	151 Vervoort, Peter
38	85	21.66	3.9243	54.4194	54.42	182 Verhulsel 11, Rudy
39	94	24.73	3.8011	52.7105	52.71	158 Van der Kloor, Jerry
40	86	22.96	3.7456	51.9422	51.94	192 Van de Griek 11, Jan
41	78	20.93	3.7267	51.6796	51.68	10 Rutgers, Cris
42	90	24.23	3.7144	51.5089	51.51	28 Mangè, Fred

# OPEN -- Overall Stage Results

## Memorial Alex Venninx 2011

Printed mei 1, 2011 at 17:05



### Stage 4 -- Long Course 3

	<b>PTS</b>	<b>TIME</b>	<b>HIT FACTOR</b>	<b>STAGE POINTS</b>	<b>STAGE PERCENT</b>	<b>COMPETITOR # Name</b>
43	97	26.58	3.6494	50.6069	50.61	22 Martens 11, Philippe .
44	90	28.37	3.1724	43.9923	43.99	134 Denis 11, Philippe .
45	94	32.11	2.9274	40.5958	40.60	155 Breuer, Frank
46	58	21.09	2.7501	38.1368	38.14	118 Verbeek, Fred
47	53	20.78	2.5505	35.3691	35.37	161 Piket, Rob
48	37	17.12	2.1612	29.9703	29.97	62 Rodigas, Eduard
49	60	29.75	2.0168	27.9678	27.97	191 Mathysen, Kim

# STANDARD -- Overall Stage Results

Memorial Alex Venninx 2011

Printed mei 1, 2011 at 17:05




## Stage 4 -- Long Course 3

	PTS	TIME	HIT FACTOR	STAGE POINTS	STAGE PERCENT	COMPETITOR # Name
1	89	13.50	6.5926	100.0000	100.00	171 Heinze, Rein
2	97	15.40	6.2987	95.5421	95.54	121 Saudemont 11, Tom .
3	96	15.92	6.0302	91.4686	91.47	48 Crespin 11, Thierry .
4	95	16.13	5.8896	89.3373	89.34	163 Van Uitert, John
5	88	15.79	5.5731	84.5365	84.54	208 Barentsen, Sasja
6	92	16.68	5.5156	83.6634	83.66	113 Langezaal, Remon
7	97	17.99	5.3919	81.7870	81.79	116 Margodt 11, Steve
8	93	17.46	5.3265	80.7946	80.79	206 Fleurbay 11, Peter .
9	93	17.55	5.2991	80.3803	80.38	24 Vechter 11, Paul
10	85	16.11	5.2762	80.0326	80.03	160 Van Noord, Ruud
11	97	18.76	5.1706	78.4301	78.43	13 Callaert 11, Danny .
12	92	17.97	5.1196	77.6575	77.66	98 Hurman, Thomas
13	90	17.91	5.0251	76.2238	76.22	180 Vanderstraeten 11, Carlos .
14	94	18.75	5.0133	76.0449	76.04	77 Descamps 11, Steven
15	84	17.37	4.8359	73.3539	73.35	124 Milliau 11, Christiaan
16	97	20.15	4.8139	73.0198	73.02	59 Jungschlaeger, Martin
17	94	19.58	4.8008	72.8214	72.82	93 Bukowski, Frans
18	89	18.63	4.7772	72.4638	72.46	64 Quinten, Marcel
19	86	18.13	4.7435	71.9522	71.95	177 De Cock 11, Peter .
20	94	20.15	4.6650	70.7614	70.76	26 Bachot 11, Patrick .
21	92	19.73	4.6630	70.7301	70.73	139 Voz 11, Daniel
22	88	19.11	4.6049	69.8499	69.85	42 De Cock 11, Marc
23	97	21.35	4.5433	68.9156	68.92	53 Pluymers 11, Philippe
24	91	20.30	4.4828	67.9969	68.00	27 Van Put 11, Marc
25	89	20.02	4.4456	67.4326	67.43	201 Kooltjes, Cees
26	86	19.44	4.4239	67.1036	67.10	188 Hendrickx 11, Marc
27	90	20.38	4.4161	66.9857	66.99	96 Van Gerwen, Joan
28	88	19.94	4.4132	66.9424	66.94	91 Lagae 11, William
29	95	21.60	4.3981	66.7135	66.71	144 Hoogduijn, Peter
30	93	21.27	4.3724	66.3222	66.32	204 Van Dun, Bas
31	96	21.96	4.3716	66.3106	66.31	92 Defuster 11, Harold .
32	88	20.23	4.3500	65.9828	65.98	169 Schoenmaker 11, Jeffrey .
33	96	22.27	4.3107	65.3875	65.39	148 Gansner, Hans
34	77	18.10	4.2541	64.5291	64.53	4 Bogaert 11, Patrick .
35	88	20.73	4.2451	64.3913	64.39	71 Van Maanen, Ron
36	84	19.93	4.2148	63.9316	63.93	7 Vester, Ard
37	84	20.26	4.1461	62.8903	62.89	69 Rhoen, Roger
38	96	23.17	4.1433	62.8476	62.85	67 Drescher, Harry
39	76	18.51	4.1059	62.2803	62.28	41 Witpas 11, Eddy .
40	93	22.74	4.0897	62.0349	62.03	99 Konings, Cor
41	92	22.55	4.0798	61.8849	61.88	75 Lagae 11, Yari .
42	81	20.16	4.0179	60.9450	60.95	25 Van Eynde 11, Pierre

# STANDARD -- Overall Stage Results

Memorial Alex Venninx 2011

Printed mei 1, 2011 at 17:05



## Stage 4 -- Long Course 3

	PTS	TIME	HIT FACTOR	STAGE POINTS	STAGE PERCENT	COMPETITOR # Name
43	90	22.78	3.9508	59.9284	59.93	12 Smit, Karin
44	94	24.05	3.9085	59.2866	59.29	2 Bernard 11, Eddy .
45	94	24.09	3.9020	59.1882	59.19	14 Kerckenaere 11, Michiel
46	93	24.15	3.8509	58.4130	58.41	147 Wauben, Sjef
47	90	24.09	3.7360	56.6695	56.67	187 Veraghtert 11, Sam
48	95	25.46	3.7313	56.5990	56.60	130 Grundel, Henk
49	90	24.48	3.6765	55.7667	55.77	17 Peeters 11, René
50	82	23.25	3.5269	53.4976	53.50	156 Vermeulen, Hanneke
51	73	21.95	3.3257	50.4466	50.45	88 Sahner, Dirk
52	70	21.79	3.2125	48.7287	48.73	198 Broekhuysen, Tom
53	76	24.05	3.1601	47.9338	47.93	108 Roccia 11, Paola .
54	94	30.05	3.1281	47.4490	47.45	58 Hogeweg, Huib
55	96	30.86	3.1108	47.1866	47.19	186 Goeseije, Peter
56	67	21.81	3.0720	46.5975	46.60	107 Roccia 11, Salvatore
57	76	24.98	3.0424	46.1493	46.15	6 Vester, Ben
58	73	24.37	2.9955	45.4372	45.44	55 Lievyns 11, Leopold .
59	98	33.40	2.9341	44.5065	44.51	146 Kampers, Alex
60	96	34.21	2.8062	42.5659	42.57	20 Smeulders 11, Walter
61	90	32.56	2.7641	41.9278	41.93	97 Helvoirt, Gus
62	82	30.88	2.6554	40.2792	40.28	142 De Vreede, Adri
63	86	33.34	2.5795	39.1270	39.13	89 Glorieux 11, Isabelle
64	65	26.08	2.4923	37.8050	37.81	87 Bothmer, Dolf
65	59	24.56	2.4023	36.4391	36.44	193 van Driel 11, Peter
66	71	29.87	2.3770	36.0551	36.06	199 Brands, Tom
67	48	20.73	2.3155	35.1225	35.12	154 Wille, Mark
68	74	37.21	1.9887	30.1659	30.17	200 Corrynen 11, Marc .
69	67	35.36	1.8948	28.7413	28.74	189 Blockx, Imke
70	82	43.45	1.8872	28.6265	28.63	43 Sierens 11, Jannicq .
71	56	41.91	1.3362	20.2682	20.27	190 Geerts, Wendy
72	58	46.91	1.2364	18.7545	18.75	184 Kwekkeboom, John
73	74	73.91	1.0012	15.1870	15.19	194 De Leeuw, Lia
74	22	32.14	0.6845	10.3829	10.38	9 Roeland, Piet

# PRODUCTION -- Overall Stage Results

Memorial Alex Venninx 2011

Printed mei 1, 2011 at 17:05



## Stage 4 -- Long Course 3

	PTS	TIME	HIT FACTOR	STAGE POINTS	STAGE PERCENT	COMPETITOR # Name
1	98	15.19	6.4516	100.0000	100.00	94 Dietrich, Bjorn
2	96	17.36	5.5300	85.7143	85.71	68 Van de Water, Mischa
3	90	16.38	5.4945	85.1648	85.16	183 Vanreusel 11, Philippe .
4	100	19.48	5.1335	79.5688	79.57	56 Branten, John
5	92	18.13	5.0745	78.6542	78.65	162 Verhulst, Hans
6	92	18.48	4.9784	77.1645	77.16	135 Fransis 11, Grégory .
7	86	17.56	4.8975	75.9112	75.91	40 Nuyts 11, Tom
8	84	17.73	4.7377	73.4349	73.43	90 Straetmans 11, Gregory
9	96	20.59	4.6625	72.2681	72.27	115 Bekaert 11, Lorenz
10	80	17.19	4.6539	72.1350	72.13	195 Codenie 11, Thierry
11	90	19.56	4.6012	71.3190	71.32	149 Brochard 11, Pierre .
12	92	20.11	4.5748	70.9100	70.91	82 Gras 11, Jérémie
13	88	19.25	4.5714	70.8571	70.86	140 Weykmans 11, Thierry
14	80	17.68	4.5249	70.1357	70.14	80 Martin 11, Eric
15	84	18.81	4.4657	69.2185	69.22	197 Verbeeck 11, Randy
16	90	20.40	4.4118	68.3824	68.38	18 Goos 11, Dirk
17	90	20.43	4.4053	68.2819	68.28	129 Amand 11, Vincent .
18	94	21.40	4.3925	68.0841	68.08	47 Rouire 11, Johnny .
19	82	18.75	4.3733	67.7867	67.79	46 Hauwelaert 11, Danny .
20	84	19.80	4.2424	65.7576	65.76	51 Cornet 11, Jean-Luc
21	86	21.55	3.9907	61.8562	61.86	125 Lowette 11, Bart
22	86	21.67	3.9686	61.5136	61.51	39 Deramaut 11, Erwin .
23	90	22.93	3.9250	60.8373	60.84	126 Martens 11, Joseph
24	86	23.00	3.7391	57.9565	57.96	178 Mariën 11, Gerrit .
25	90	24.37	3.6931	57.2425	57.24	104 Cauchies 11, Marc
26	71	20.21	3.5131	54.4532	54.45	19 Meyvis 11, Rudi
27	70	20.68	3.3849	52.4661	52.47	106 Hoeck 11, René .
28	88	26.44	3.3283	51.5885	51.59	166 Marnix, Arnold
29	92	28.03	3.2822	50.8741	50.87	1 De Rongé 11, Charles
30	98	30.00	3.2667	50.6333	50.63	127 Van der Wiel, Kees
31	76	23.82	3.1906	49.4542	49.45	52 Dartois 11, Jean
32	74	24.06	3.0756	47.6725	47.67	207 Meskens 11, Gilbert
33	75	25.12	2.9857	46.2779	46.28	45 Van Outryve 11, Eveline .
34	67	24.29	2.7583	42.7542	42.75	81 Cordier 11, Nicolas .
35	72	29.17	2.4683	38.2585	38.26	61 Mud, Henk
36	58	24.55	2.3625	36.6191	36.62	23 Van Craen 11, Walter .
37	84	37.58	2.2352	34.6461	34.65	143 Kaas, Albert
38	0	0.00	0.0000	0.0000	0.00	203 Ballière, Guillaume

# REVOLVER (STANDARD) -- Overall Stage Results

Memorial Alex Venninx 2011

Printed mei 1, 2011 at 17:05



## Stage 4 -- Long Course 3

	PTS	TIME	HIT FACTOR	STAGE POINTS	STAGE PERCENT	COMPETITOR # Name
1	96	26.81	3.5808	100.0000	100.00	101 Oude Voshaar, W
2	97	27.99	3.4655	96.7820	96.78	66 Pasveer, Cor
3	98	29.39	3.3345	93.1219	93.12	164 Ligtmans, Johnny
4	93	30.23	3.0764	85.9153	85.92	185 Schots, Quintin
5	97	34.32	2.8263	78.9314	78.93	202 Kiela 11, Yvo .

# OPEN -- Overall Stage Results

## Memorial Alex Venninx 2011

Printed mei 1, 2011 at 17:05



### Stage 5 -- Short Course 2

	PTS	TIME	HIT FACTOR	STAGE POINTS	STAGE PERCENT	COMPETITOR # Name
1	41	4.76	8.6134	45.0000	100.00	176 Witters 11, Frank .
2	36	4.35	8.2759	43.2363	96.08	174 Rooijendijk, Lucien
3	40	5.59	7.1556	37.3838	83.08	119 Lauwers 11, Marc .
4	35	5.20	6.7308	35.1642	78.14	157 Keppel, John
5	41	6.19	6.6236	34.6042	76.90	181 Serneels 11, Francis
6	39	5.89	6.6214	34.5927	76.87	159 Van Noord, Desiree
7	40	6.21	6.4412	33.6515	74.78	150 Von Lumich, Denny
8	37	6.03	6.1360	32.0568	71.24	72 Ronsse 11, Jurgen
9	37	6.17	5.9968	31.3294	69.62	73 Deleu 11, Carl
10	37	6.41	5.7722	30.1564	67.01	153 Schmitz, Henny
11	39	7.25	5.3793	28.1036	62.45	15 Vanborm 11, Ignace
12	36	7.02	5.1282	26.7917	59.54	123 Maerevoet 11, Rafael
13	36	7.17	5.0209	26.2312	58.29	49 Quaedpeerds 11, Thierry .
14	32	6.41	4.9922	26.0812	57.96	167 Faro, Rien
15	27	5.41	4.9908	26.0737	57.94	173 Van Koolwijk, Jacky
16	39	8.00	4.8750	25.4689	56.60	5 Colombrita 11, Santo
17	27	5.54	4.8736	25.4618	56.58	205 Tyropoulos 11, Michail
18	39	8.15	4.7853	25.0001	55.56	84 Bosgraaf, Andre
19	39	8.26	4.7215	24.6672	54.82	151 Vervoort, Peter
20	30	6.45	4.6512	24.2995	54.00	60 Kister, Rob
21	32	7.07	4.5262	23.6465	52.55	79 Bauwens 11, Dirk
22	37	8.27	4.4740	23.3739	51.94	102 Sasabone, John
23	33	7.41	4.4534	23.2665	51.70	44 Verstappen 11, Daniel
24	29	6.86	4.2274	22.0856	49.08	16 Mispion 11, David
25	38	9.01	4.2175	22.0341	48.96	134 Denis 11, Philippe .
26	24	6.00	4.0000	20.8976	46.44	175 Bus 11, Marcel .
27	26	6.63	3.9216	20.4878	45.53	120 De Meulenaer 11, Eddy .
28	25	6.45	3.8760	20.2496	45.00	95 Dufornee, Eddy
29	36	9.35	3.8503	20.1153	44.70	22 Martens 11, Philippe .
30	36	9.55	3.7696	19.6940	43.76	182 Verhulsel 11, Rudy
31	30	8.08	3.7129	19.3975	43.11	141 Backus, Harry
32	23	6.47	3.5549	18.5720	41.27	62 Rodigas, Eduard
33	25	7.70	3.2468	16.9623	37.69	161 Piket, Rob
34	31	9.57	3.2393	16.9233	37.61	21 Martens 11, Alfons ;
35	25	7.86	3.1807	16.6170	36.93	36 Wubbels, Arnold
36	38	12.22	3.1097	16.2461	36.10	158 Van der Kloor, Jerry
37	24	8.05	2.9814	15.5758	34.61	155 Breuer, Frank
38	27	9.19	2.9380	15.3491	34.11	191 Mathysen, Kim
39	22	7.49	2.9372	15.3453	34.10	192 Van de Griek 11, Jan
40	18	7.13	2.5245	13.1892	29.31	110 De Reus, Eric
41	35	14.46	2.4205	12.6455	28.10	112 Lambregts, Johan
42	21	9.05	2.3204	12.1229	26.94	28 Mangè, Fred

# OPEN -- Overall Stage Results

## Memorial Alex Venninx 2011

Printed mei 1, 2011 at 17:05



### Stage 5 -- Short Course 2

	<b>PTS</b>	<b>TIME</b>	<b>HIT FACTOR</b>	<b>STAGE POINTS</b>	<b>STAGE PERCENT</b>	<b>COMPETITOR # Name</b>
43	16	7.29	2.1948	11.4664	25.48	170 Van Hoof, Patrick
44	21	10.04	2.0916	10.9275	24.28	109 Beijer, Patrick
45	13	9.56	1.3598	7.1043	15.79	70 Van den Hout, Chris
46	7	8.49	0.8245	4.3075	9.57	196 Dewilde 11, Marc
47	5	8.11	0.6165	3.2210	7.16	10 Rutgers, Cris
48	2	7.98	0.2506	1.3094	2.91	83 Bhagwandien, Ardjun
49	0	8.97	0.0000	0.0000	0.00	118 Verbeek, Fred

# STANDARD -- Overall Stage Results

Memorial Alex Venninx 2011

Printed mei 1, 2011 at 17:05



## Stage 5 -- Short Course 2

	PTS	TIME	HIT FACTOR	STAGE POINTS	STAGE PERCENT	COMPETITOR # Name
1	38	6.51	5.8372	45.0000	100.00	171 Heinze, Rein
2	39	6.94	5.6196	43.3227	96.27	4 Bogaert 11, Patrick .
3	38	6.89	5.5152	42.5181	94.48	116 Margodt 11, Steve
4	37	6.75	5.4815	42.2579	93.91	64 Quinten, Marcel
5	35	6.69	5.2317	40.3322	89.63	48 Crespin 11, Thierry .
6	40	7.77	5.1480	39.6871	88.19	13 Callaert 11, Danny .
7	38	7.63	4.9803	38.3945	85.32	180 Vanderstraeten 11, Carlos .
8	39	8.06	4.8387	37.3026	82.89	187 Veraghtert 11, Sam
9	41	8.64	4.7454	36.5831	81.30	24 Vechter 11, Paul
10	41	8.70	4.7126	36.3308	80.74	163 Van Uitert, John
11	40	8.51	4.7004	36.2360	80.52	177 De Cock 11, Peter .
12	40	8.69	4.6030	35.4854	78.86	25 Van Eynde 11, Pierre
13	25	6.07	4.1186	31.7513	70.56	121 Saudemont 11, Tom .
14	38	9.23	4.1170	31.7389	70.53	59 Jungschlaeger, Martin
15	31	7.97	3.8896	29.9856	66.63	98 Huurman, Thomas
16	38	9.78	3.8855	29.9540	66.56	53 Pluymers 11, Philippe
17	29	8.06	3.5980	27.7379	61.64	96 Van Gerwen, Joan
18	29	8.22	3.5280	27.1979	60.44	146 Kampers, Alex
19	36	10.38	3.4682	26.7371	59.42	130 Grundel, Henk
20	31	9.21	3.3659	25.9485	57.66	99 Konings, Cor
21	35	10.60	3.3019	25.4549	56.57	87 Bothmer, Dolf
22	25	7.72	3.2383	24.9651	55.48	206 Fleurbay 11, Peter .
23	26	8.18	3.1785	24.5036	54.45	92 Defuster 11, Harold .
24	22	7.37	2.9851	23.0126	51.14	208 Barentsen, Sasja
25	36	12.40	2.9032	22.3816	49.74	107 Roccia 11, Salvatore
26	29	10.75	2.6977	20.7969	46.22	69 Rhoen, Roger
27	33	12.50	2.6400	20.3523	45.23	58 Hogeweg, Huib
28	24	9.10	2.6374	20.3320	45.18	147 Wauben, Sjef
29	24	9.93	2.4169	18.6325	41.41	2 Bernard 11, Eddy .
30	19	8.18	2.3227	17.9065	39.79	201 Kooltjes, Cees
31	24	10.38	2.3121	17.8248	39.61	26 Bachot 11, Patrick .
32	17	7.57	2.2457	17.3126	38.47	139 Voz 11, Daniel
33	24	11.64	2.0619	15.8953	35.32	200 Corrynen 11, Marc .
34	18	8.83	2.0385	15.7153	34.92	42 De Cock 11, Marc
35	16	8.36	1.9139	14.7545	32.79	91 Lagae 11, William
36	15	7.84	1.9133	14.7498	32.78	75 Lagae 11, Yari .
37	33	17.67	1.8676	14.3975	31.99	89 Glorieux 11, Isabelle
38	16	8.67	1.8454	14.2269	31.62	7 Vester, Ard
39	20	11.34	1.7637	13.5965	30.21	156 Vermeulen, Hanneke
40	16	9.26	1.7279	13.3205	29.60	17 Peeters 11, René
41	16	9.52	1.6807	12.9567	28.79	41 Witpas 11, Eddy .
42	38	23.69	1.6041	12.3660	27.48	184 Kwekkeboom, John

# STANDARD -- Overall Stage Results

Memorial Alex Venninx 2011

Printed mei 1, 2011 at 17:05




## Stage 5 -- Short Course 2

PTS	TIME	HIT FACTOR	STAGE POINTS	STAGE PERCENT	COMPETITOR # Name	
43	18	11.35	1.5859	12.2261	27.17	12 Smit, Karin
44	16	11.12	1.4388	11.0924	24.65	97 Helvoirt, Gus
45	20	14.63	1.3671	10.5389	23.42	55 Lievyns 11, Leopold .
46	23	18.28	1.2582	9.6998	21.56	20 Smeulders 11, Walter
47	9	9.18	0.9804	7.5581	16.80	144 Hoogduijn, Peter
48	8	8.41	0.9512	7.3334	16.30	204 Van Dun, Bas
49	5	5.82	0.8591	6.6230	14.72	113 Langezaal, Remon
50	9	10.52	0.8555	6.5953	14.66	193 van Driel 11, Peter
51	5	6.01	0.8319	6.4137	14.25	160 Van Noord, Ruud
52	10	12.57	0.7955	6.1330	13.63	186 Goeseije, Peter
53	8	10.44	0.7663	5.9074	13.13	27 Van Put 11, Marc
54	5	7.07	0.7072	5.4521	12.12	198 Broekhuysen, Tom
55	14	23.20	0.6034	4.6521	10.34	194 De Leeuw, Lia
56	12	27.75	0.4324	3.3337	7.41	190 Geerts, Wendy
57	1	6.14	0.1629	1.2556	2.79	169 Schoenmaker 11, Jeffrey .
58	1	18.09	0.0553	0.4262	0.95	43 Sierens 11, Jannicq .
59	0	6.36	0.0000	0.0000	0.00	71 Van Maanen, Ron
60	0	10.25	0.0000	0.0000	0.00	154 Wille, Mark
61	0	0.00	0.0000	0.0000	0.00	14 Kerckenaere 11, Michiel
62	0	13.73	0.0000	0.0000	0.00	88 Sahner, Dirk
63	0	12.21	0.0000	0.0000	0.00	9 Roeland, Piet
64	0	12.22	0.0000	0.0000	0.00	108 Roccia 11, Paola .
65	0	15.79	0.0000	0.0000	0.00	189 Blockx, Imke
66	0	7.31	0.0000	0.0000	0.00	124 Milliau 11, Christiaan
67	0	10.18	0.0000	0.0000	0.00	199 Brands, Tom
68	0	6.94	0.0000	0.0000	0.00	67 Drescher, Harry
69	0	9.81	0.0000	0.0000	0.00	148 Gansner, Hans
70	0	13.58	0.0000	0.0000	0.00	142 De Vreede, Adri
71	0	8.06	0.0000	0.0000	0.00	93 Bukowski, Frans
72	0	6.09	0.0000	0.0000	0.00	188 Hendrickx 11, Marc
73	0	7.95	0.0000	0.0000	0.00	77 Descamps 11, Steven
74	0	14.87	0.0000	0.0000	0.00	6 Vester, Ben

# PRODUCTION -- Overall Stage Results

Memorial Alex Venninx 2011

Printed mei 1, 2011 at 17:05



## Stage 5 -- Short Course 2

	PTS	TIME	HIT FACTOR	STAGE POINTS	STAGE PERCENT	COMPETITOR # Name
1	35	7.64	4.5812	45.0000	100.00	68 Van de Water, Mischa
2	31	6.92	4.4798	44.0041	97.79	94 Dietrich, Bjorn
3	35	8.19	4.2735	41.9780	93.28	115 Bekaert 11, Lorenz
4	29	7.21	4.0222	39.5094	87.80	162 Verhulst, Hans
5	35	9.16	3.8210	37.5328	83.41	19 Meyvis 11, Rudi
6	31	8.32	3.7260	36.5996	81.33	125 Lowette 11, Bart
7	29	7.98	3.6341	35.6971	79.33	178 Mariën 11, Gerrit .
8	33	9.52	3.4664	34.0498	75.67	18 Goos 11, Dirk
9	27	8.01	3.3708	33.1108	73.58	129 Amand 11, Vincent .
10	31	9.25	3.3514	32.9198	73.16	140 Weykmans 11, Thierry
11	25	7.49	3.3378	32.7866	72.86	195 Codenie 11, Thierry
12	23	7.03	3.2717	32.1374	71.42	197 Verbeeck 11, Randy
13	33	10.47	3.1519	30.9603	68.80	126 Martens 11, Joseph
14	31	10.04	3.0876	30.3295	67.40	90 Straetmans 11, Gregory
15	22	7.68	2.8646	28.1384	62.53	149 Brochard 11, Pierre .
16	25	8.78	2.8474	27.9694	62.15	81 Cordier 11, Nicolas .
17	29	10.22	2.8376	27.8731	61.94	47 Rouire 11, Johnny .
18	37	13.29	2.7840	27.3473	60.77	143 Kaas, Albert
19	29	10.80	2.6852	26.3762	58.61	45 Van Outryve 11, Eveline .
20	29	10.87	2.6679	26.2063	58.24	106 Hoeck 11, René .
21	22	8.31	2.6474	26.0052	57.79	56 Branten, John
22	23	8.90	2.5843	25.3849	56.41	40 Nuyts 11, Tom
23	22	8.82	2.4943	24.5015	54.45	39 Deramaut 11, Erwin .
24	25	10.70	2.3364	22.9506	51.00	207 Meskens 11, Gilbert
25	18	8.08	2.2277	21.8826	48.63	82 Gras 11, Jérémie
26	16	7.65	2.0915	20.5445	45.65	135 Fransis 11, Grégory .
27	20	10.97	1.8232	17.9086	39.80	52 Dartois 11, Jean
28	20	11.13	1.7969	17.6511	39.22	166 Marnix, Arnold
29	14	9.11	1.5368	15.0955	33.55	51 Cornet 11, Jean-Luc
30	9	6.99	1.2876	12.6475	28.11	183 Vanreusel 11, Philippe .
31	16	13.94	1.1478	11.2744	25.05	1 De Rongé 11, Charles
32	16	14.76	1.0840	10.6481	23.66	61 Mud, Henk
33	12	11.16	1.0753	10.5622	23.47	104 Cauchies 11, Marc
34	7	11.52	0.6076	5.9688	13.26	23 Van Craen 11, Walter .
35	0	8.07	0.0000	0.0000	0.00	80 Martin 11, Eric
36	0	10.24	0.0000	0.0000	0.00	127 Van der Wiel, Kees
37	0	7.87	0.0000	0.0000	0.00	46 Hauwelaert 11, Danny .
38	0	0.00	0.0000	0.0000	0.00	203 Ballière, Guillaume

# REVOLVER (STANDARD) -- Overall Stage Results

Memorial Alex Venninx 2011

Printed mei 1, 2011 at 17:05



## Stage 5 -- Short Course 2

	<b>PTS</b>	<b>TIME</b>	<b>HIT FACTOR</b>	<b>STAGE POINTS</b>	<b>STAGE PERCENT</b>	<b>COMPETITOR # Name</b>
1	38	13.00	2.9231	45.0000	100.00	185 Schots, Quintin
2	41	14.33	2.8611	44.0464	97.88	66 Pasveer, Cor
3	34	12.23	2.7800	42.7981	95.11	101 Oude Voshaar, W
4	24	17.94	1.3378	20.5950	45.77	202 Kiela 11, Yvo .
5	18	14.55	1.2371	19.0450	42.32	164 Ligtmans, Johnny

# OPEN -- Overall Stage Results

## Memorial Alex Venninx 2011

Printed mei 1, 2011 at 17:05



### Stage 6 -- Long Course 4

	PTS	TIME	HIT FACTOR	STAGE POINTS	STAGE PERCENT	COMPETITOR # Name
1	156	19.66	7.9349	160.0000	100.00	176 Witters 11, Frank .
2	147	20.40	7.2059	145.3002	90.81	157 Keppel, John
3	148	21.14	7.0009	141.1678	88.23	159 Van Noord, Desiree
4	150	21.57	6.9541	140.2233	87.64	119 Lauwers 11, Marc .
5	155	22.29	6.9538	140.2170	87.64	72 Ronsse 11, Jurgen
6	149	21.74	6.8537	138.1992	86.37	167 Faro, Rien
7	149	22.29	6.6846	134.7892	84.24	79 Bauwens 11, Dirk
8	153	23.23	6.5863	132.8070	83.00	174 Rooijendijk, Lucien
9	153	23.51	6.5079	131.2253	82.02	123 Maerevoet 11, Rafael
10	145	22.44	6.4617	130.2939	81.43	205 Tyropoulos 11, Michail
11	145	22.48	6.4502	130.0621	81.29	181 Serneels 11, Francis
12	154	24.04	6.4060	129.1711	80.73	109 Beijer, Patrick
13	153	23.99	6.3777	128.5997	80.37	173 Van Koolwijk, Jacky
14	153	24.24	6.3119	127.2734	79.55	150 Von Lumich, Denny
15	151	24.05	6.2786	126.6021	79.13	153 Schmitz, Henny
16	144	23.03	6.2527	126.0804	78.80	170 Van Hoof, Patrick
17	144	23.04	6.2500	126.0256	78.77	73 Deleu 11, Carl
18	155	24.81	6.2475	125.9748	78.73	5 Colombrita 11, Santo
19	140	23.03	6.0790	122.5781	76.61	175 Bus 11, Marcel .
20	148	24.42	6.0606	122.2067	76.38	95 Dufornee, Eddy
21	145	24.21	5.9893	120.7681	75.48	120 De Meulenaer 11, Eddy .
22	155	27.29	5.6797	114.5268	71.58	112 Lambregts, Johan
23	153	27.41	5.5819	112.5541	70.35	60 Kister, Rob
24	142	26.12	5.4364	109.6211	68.51	62 Rodigas, Eduard
25	144	26.66	5.4014	108.9134	68.07	44 Verstappen 11, Daniel
26	158	30.24	5.2249	105.3548	65.85	84 Bosgraaf, Andre
27	154	30.40	5.0658	102.1471	63.84	36 Wubbels, Arnold
28	149	29.47	5.0560	101.9495	63.72	196 Dewilde 11, Marc
29	147	29.09	5.0533	101.8949	63.68	102 Sasabone, John
30	129	26.18	4.9274	99.3571	62.10	70 Van den Hout, Chris
31	136	27.80	4.8921	98.6445	61.65	161 Piket, Rob
32	146	30.62	4.7681	96.1450	60.09	15 Vanborm 11, Ignace
33	136	28.53	4.7669	96.1205	60.08	16 Mispion 11, David
34	149	31.75	4.6929	94.6284	59.14	151 Vervoort, Peter
35	150	32.74	4.5816	92.3829	57.74	182 Verhulsel 11, Rudy
36	151	33.15	4.5551	91.8486	57.41	83 Bhagwandien, Ardjun
37	150	34.28	4.3757	88.2327	55.15	158 Van der Kloor, Jerry
38	138	31.56	4.3726	88.1700	55.11	49 Quaedpeerds 11, Thierry .
39	147	33.88	4.3388	87.4889	54.68	28 Mangè, Fred
40	146	34.04	4.2891	86.4853	54.05	141 Backus, Harry
41	158	37.90	4.1689	84.0614	52.54	21 Martens 11, Alfons ;
42	133	36.50	3.6438	73.4747	45.92	192 Van de Griek 11, Jan

# OPEN -- Overall Stage Results

## Memorial Alex Venninx 2011

Printed mei 1, 2011 at 17:05



### Stage 6 -- Long Course 4

	<b>PTS</b>	<b>TIME</b>	<b>HIT FACTOR</b>	<b>STAGE POINTS</b>	<b>STAGE PERCENT</b>	<b>COMPETITOR # Name</b>
43	158	45.10	3.5033	70.6414	44.15	155 Breuer, Frank
44	153	47.01	3.2546	65.6266	41.02	22 Martens 11, Philippe .
45	113	36.40	3.1044	62.5974	39.12	134 Denis 11, Philippe .
46	138	46.14	2.9909	60.3088	37.69	10 Rutgers, Cris
47	95	32.14	2.9558	59.6014	37.25	118 Verbeek, Fred
48	142	50.66	2.8030	56.5200	35.32	191 Mathysen, Kim
49	58	25.05	2.3154	46.6873	29.18	110 De Reus, Eric

# STANDARD -- Overall Stage Results

Memorial Alex Venninx 2011

Printed mei 1, 2011 at 17:05




## Stage 6 -- Long Course 4

	PTS	TIME	HIT FACTOR	STAGE POINTS	STAGE PERCENT	COMPETITOR # Name
1	135	20.00	6.7500	160.0000	100.00	171 Heinze, Rein
2	157	23.50	6.6809	158.3609	98.98	121 Saudemont 11, Tom .
3	149	23.16	6.4335	152.4979	95.31	208 Barentsen, Sasja
4	151	23.51	6.4228	152.2441	95.15	116 Margodt 11, Steve
5	151	24.16	6.2500	148.1481	92.59	206 Fleurbay 11, Peter .
6	149	24.09	6.1851	146.6107	91.63	163 Van Uitert, John
7	142	23.06	6.1578	145.9638	91.23	113 Langezaal, Remon
8	145	23.65	6.1311	145.3293	90.83	24 Vechter 11, Paul
9	152	24.97	6.0873	144.2917	90.18	160 Van Noord, Ruud
10	150	25.15	5.9642	141.3740	88.36	4 Bogaert 11, Patrick .
11	151	25.93	5.8234	138.0354	86.27	13 Callaert 11, Danny .
12	153	26.29	5.8197	137.9485	86.22	48 Crespin 11, Thierry .
13	143	24.67	5.7965	137.3988	85.87	187 Veraghtert 11, Sam
14	153	26.51	5.7714	136.8037	85.50	177 De Cock 11, Peter .
15	148	26.48	5.5891	132.4829	82.80	180 Vanderstraeten 11, Carlos .
16	138	25.10	5.4980	130.3232	81.45	169 Schoenmaker 11, Jeffrey .
17	144	27.64	5.2098	123.4925	77.18	64 Quinten, Marcel
18	159	30.96	5.1357	121.7341	76.08	59 Jungschlaeger, Martin
19	148	28.89	5.1229	121.4312	75.89	26 Bachot 11, Patrick .
20	134	26.19	5.1165	121.2790	75.80	42 De Cock 11, Marc
21	140	27.43	5.1039	120.9814	75.61	98 Huurman, Thomas
22	149	29.70	5.0168	118.9176	74.32	92 Defuster 11, Harold .
23	122	24.94	4.8917	115.9524	72.47	67 Drescher, Harry
24	147	30.88	4.7604	112.8382	70.52	188 Hendrickx 11, Marc
25	131	27.52	4.7602	112.8338	70.52	7 Vester, Ard
26	138	29.01	4.7570	112.7581	70.47	2 Bernard 11, Eddy .
27	152	31.99	4.7515	112.6278	70.39	201 Kooltjes, Cees
28	124	26.39	4.6987	111.3778	69.61	77 Descamps 11, Steven
29	147	31.45	4.6741	110.7931	69.25	25 Van Eynde 11, Pierre
30	144	30.99	4.6467	110.1431	68.84	71 Van Maanen, Ron
31	156	33.66	4.6346	109.8567	68.66	144 Hoogduijn, Peter
32	153	33.06	4.6279	109.6995	68.56	75 Lagae 11, Yari .
33	140	30.59	4.5767	108.4838	67.80	69 Rhoen, Roger
34	124	27.11	4.5740	108.4197	67.76	41 Witpas 11, Eddy .
35	133	29.68	4.4811	106.2194	66.39	93 Bukowski, Frans
36	133	29.69	4.4796	106.1837	66.36	204 Van Dun, Bas
37	139	31.27	4.4452	105.3666	65.85	27 Van Put 11, Marc
38	153	34.70	4.4092	104.5149	65.32	130 Grundel, Henk
39	119	27.12	4.3879	104.0096	65.01	124 Milliau 11, Christiaan
40	120	28.54	4.2046	99.6652	62.29	139 Voz 11, Daniel
41	125	29.88	4.1834	99.1621	61.98	96 Van Gerwen, Joan
42	148	35.43	4.1773	99.0163	61.89	88 Sahner, Dirk

# STANDARD -- Overall Stage Results

Memorial Alex Venninx 2011

Printed mei 1, 2011 at 17:05



## Stage 6 -- Long Course 4

	PTS	TIME	HIT FACTOR	STAGE POINTS	STAGE PERCENT	COMPETITOR # Name
43	127	30.91	4.1087	97.3915	60.87	107 Roccia 11, Salvatore
44	119	29.24	4.0698	96.4686	60.29	198 Broekhuysen, Tom
45	116	28.54	4.0645	96.3430	60.21	91 Lagae 11, William
46	153	37.76	4.0519	96.0452	60.03	147 Wauben, Sjef
47	156	38.89	4.0113	95.0830	59.43	99 Konings, Cor
48	136	34.07	3.9918	94.6200	59.14	87 Bothmer, Dolf
49	142	35.73	3.9743	94.2045	58.88	14 Kerckenaere 11, Michiel
50	134	33.77	3.9680	94.0567	58.79	156 Vermeulen, Hanneke
51	152	40.50	3.7531	88.9621	55.60	53 Pluymers 11, Philippe
52	143	38.49	3.7153	88.0652	55.04	148 Gansner, Hans
53	131	37.80	3.4656	82.1478	51.34	154 Wille, Mark
54	124	36.34	3.4122	80.8822	50.55	6 Vester, Ben
55	131	38.44	3.4079	80.7800	50.49	12 Smit, Karin
56	132	39.67	3.3275	78.8729	49.30	200 Corrynen 11, Marc .
57	146	44.39	3.2890	77.9622	48.73	58 Hogeweg, Huib
58	146	45.31	3.2222	76.3792	47.74	9 Roeland, Piet
59	119	37.09	3.2084	76.0512	47.53	17 Peeters 11, René
60	158	50.24	3.1449	74.5459	46.59	20 Smeulders 11, Walter
61	113	35.95	3.1433	74.5068	46.57	108 Roccia 11, Paola .
62	135	47.52	2.8409	67.3401	42.09	193 van Driel 11, Peter
63	148	52.78	2.8041	66.4674	41.54	97 Helvoirt, Gus
64	123	44.01	2.7948	66.2476	41.40	55 Lievyns 11, Leopold .
65	122	44.68	2.7305	64.7236	40.45	146 Kampers, Alex
66	142	58.61	2.4228	57.4292	35.89	43 Sierens 11, Jannicq .
67	127	53.60	2.3694	56.1636	35.10	199 Brands, Tom
68	116	51.05	2.2723	53.8615	33.66	189 Blockx, Imke
69	109	51.22	2.1281	50.4433	31.53	89 Glorieux 11, Isabelle
70	148	69.74	2.1222	50.3032	31.44	184 Kwekkeboom, John
71	87	41.74	2.0843	49.4064	30.88	142 De Vreede, Adri
72	103	58.62	1.7571	41.6493	26.03	186 Goeseije, Peter
73	150	96.53	1.5539	36.8337	23.02	190 Geerts, Wendy
74	88	91.71	0.9595	22.7448	14.22	194 De Leeuw, Lia

# PRODUCTION -- Overall Stage Results

Memorial Alex Venninx 2011

Printed mei 1, 2011 at 17:05



## Stage 6 -- Long Course 4

	PTS	TIME	HIT FACTOR	STAGE POINTS	STAGE PERCENT	COMPETITOR # Name
1	154	25.72	5.9876	160.0000	100.00	162 Verhulst, Hans
2	154	26.11	5.8981	157.6101	98.51	68 Van de Water, Mischa
3	156	27.82	5.6075	149.8434	93.65	149 Brochard 11, Pierre .
4	148	26.77	5.5286	147.7351	92.33	80 Martin 11, Eric
5	142	26.29	5.4013	144.3338	90.21	129 Amand 11, Vincent .
6	119	22.31	5.3339	142.5337	89.08	94 Dietrich, Bjorn
7	150	28.76	5.2156	139.3711	87.11	81 Cordier 11, Nicolas .
8	136	26.33	5.1652	138.0252	86.27	40 Nuyts 11, Tom
9	140	27.40	5.1095	136.5362	85.34	178 Mariën 11, Gerrit .
10	125	25.00	5.0000	133.6104	83.51	183 Vanreusel 11, Philippe .
11	144	28.91	4.9810	133.1020	83.19	82 Gras 11, Jérémie
12	124	25.11	4.9383	131.9609	82.48	46 Hauwelaert 11, Danny .
13	150	31.43	4.7725	127.5314	79.71	115 Bekaert 11, Lorenz
14	148	31.09	4.7604	127.2071	79.50	47 Rouire 11, Johnny .
15	135	28.82	4.6842	125.1728	78.23	140 Weykmans 11, Thierry
16	130	27.76	4.6830	125.1394	78.21	197 Verbeeck 11, Randy
17	146	31.44	4.6438	124.0911	77.56	104 Cauchies 11, Marc
18	142	30.68	4.6284	123.6811	77.30	51 Cornet 11, Jean-Luc
19	138	30.99	4.4530	118.9947	74.37	52 Dartois 11, Jean
20	146	32.81	4.4499	118.9096	74.32	126 Martens 11, Joseph
21	158	35.77	4.4171	118.0343	73.77	56 Branten, John
22	142	32.63	4.3518	116.2898	72.68	19 Meyvis 11, Rudi
23	129	30.20	4.2715	114.1440	71.34	18 Goos 11, Dirk
24	146	35.05	4.1655	111.3102	69.57	90 Straetmans 11, Gregory
25	146	35.67	4.0931	109.3755	68.36	166 Marnix, Arnold
26	134	33.60	3.9881	106.5702	66.61	125 Lowette 11, Bart
27	158	40.47	3.9041	104.3264	65.20	23 Van Craen 11, Walter .
28	121	32.34	3.7415	99.9806	62.49	39 Deramaut 11, Erwin .
29	138	37.31	3.6987	98.8380	61.77	45 Van Outryve 11, Eveline .
30	113	31.19	3.6230	96.8129	60.51	106 Hoeck 11, René .
31	132	37.67	3.5041	93.6372	58.52	207 Meskens 11, Gilbert
32	158	45.40	3.4802	92.9975	58.12	127 Van der Wiel, Kees
33	138	43.05	3.2056	85.6596	53.54	61 Mud, Henk
34	109	34.24	3.1834	85.0674	53.17	195 Codenie 11, Thierry
35	124	40.00	3.1000	82.8384	51.77	1 De Rongé 11, Charles
36	102	32.98	3.0928	82.6456	51.65	135 Fransis 11, Grégory .
37	142	49.73	2.8554	76.3027	47.69	143 Kaas, Albert
38	0	0.00	0.0000	0.0000	0.00	203 Ballière, Guillaume

# REVOLVER (STANDARD) -- Overall Stage Results

Memorial Alex Venninx 2011

Printed mei 1, 2011 at 17:05



## Stage 6 -- Long Course 4

	<b>PTS</b>	<b>TIME</b>	<b>HIT FACTOR</b>	<b>STAGE POINTS</b>	<b>STAGE PERCENT</b>	<b>COMPETITOR # Name</b>
1	156	38.90	4.0103	160.0000	100.00	101 Oude Voshaar, W
2	156	45.03	3.4644	138.2190	86.39	164 Ligtmans, Johnny
3	147	42.48	3.4605	138.0632	86.29	66 Pasveer, Cor
4	154	45.21	3.4063	135.9037	84.94	185 Schots, Quintin
5	119	74.29	1.6018	63.9089	39.94	202 Kiela 11, Yvo .

# Memorial Alex Venninx 2011

Printed mei 1, 2011 at 17:05



## Disqualified Shooters

<u>No.</u>	<u>Name</u>
------------	-------------

145	Janssen, Rick
168	Schoenmaker, Ronny
179	Moortgat 11, Karel